

The National Society for Human Rights

The Statistical Book for the year 1427 (2005)

In the name of Allah the Most Gracious the Most Merciful

“We have honored the sons of Adam; provided them with transport on land and sea; given them for sustenance things good and pure; and conferred on them special favors, above a great deal of our creation”

Al Israa' (70)

Subjects Index

	Subject	Page
	Introduction	
	Vision and Mission	18
	Definitions	20
	Statistics of cases submitted to the National Society for Human Rights in 1427 (2006)	28
Chapter one	Total cases submitted to the National Society for Human Rights in 1427 (2006)	29
Chapter two	Cases submitted to the National Society for Human Rights – Head Office , Riyadh	52
Chapter three	Cases submitted to the National Society for Human Rights – Makkah Al Mukkarramah Branch	80
Chapter four	Cases submitted to the National Society for Human Rights – Jazzan Area	108
Chapter five	Cases submitted to the National Society for Human Rights – Eastern Region branch	131
Chapter six	Total correspondence issued by the National Society for Human Rights and relevant responses	153
Chapter seven	Total Cases submitted to the National Society for Human Rights – for the years 2004-2005-2006	163
Chapter eight	Total correspondence issued by the National Society for Human Rights and relevant responses for the years 2004-2005-2006	198

Tables Index

Table No. 1	Total cases submitted to the National Society for Human Rights	30
Table No.2	Total cases submitted to the National Society for Human Rights per receiving branch	31
Table No. 3	Total cases submitted to the National Society for Human Rights per submitter gender	32
Table No. 4	Total cases submitted to the National Society for Human Rights per submitter nationality	33
Table No .5	Administrative cases	36
Table No. 6	Prisoners cases	37
Table No.7	Labor cases	38
Table No.8	Family violence cases	39
Table No.9	Personal affairs cases	39
Table No.10	Civil affairs cases	40
Table No.11	Judicial cases	40
Table No.12	Other cases	40
Table No.13	Total administrative cases per addressed party	42
Table No. 14	Total prisoner cases per addressed party	45
Table No.15	Total Labor cases per the offender	46
Table No.16	Total of family violence cases per offender	47
Table No.17	Total of personal affairs cases per offender	48
Table No.18	Total of civil affairs cases per offender	49
Table No.19	Total of judicial cases per offender	50
Table No.20	Total of “other” cases per offender	50
Table No.21	Total of all cases per Gender and nationality – Head Office , Riyadh	53
Table No. 22	Total of all cases per Kingdom Administrative areas – Head Office , Riyadh	54
Table No.23	Administrative cases per Gender – Head Office , Riyadh	57
Table No.24	Administrative cases per nationality– Head Office , Riyadh	57
Table No.25	Administrative cases per city– Head Office , Riyadh	58
Table No.26	Administrative cases per case classification – Head Office , Riyadh	59

Table No. 27	Administrative cases per addressed party– Head Office , Riyadh	60
Table No.28	Prisoner cases per Gender – Head Office , Riyadh	61

Table No. 29	Prisoner cases per nationality – Head Office , Riyadh	62
Table No.30	Prisoner cases per city – Head Office , Riyadh	63
Table No.31	Prisoner cases per case classification – Head Office , Riyadh	64
Table No. 32	Prisoner cases per addressed party – Head Office , Riyadh	65
Table No. 33	labor cases per Gender – Head Office , Riyadh	66
Table No. 34	Labor cases per nationality – Head Office , Riyadh	66
Table No. 35	Labor cases per city – Head Office , Riyadh	67
Table No. 36	Labor cases per case classification – Head Office , Riyadh	68
Table No. 37	Labor cases per offending party – Head Office , Riyadh	69
Table No. 38	Family Violence cases per Gender – Head Office , Riyadh	69
Table No. 39	Family Violence cases per nationality – Head Office , Riyadh	69
Table No. 40	Family Violence cases per city – Head Office , Riyadh	70
Table No. 41	Family Violence cases per case classification – Head Office , Riyadh	70
Table No. 42	Family Violence cases per offending party – Head Office , Riyadh	71
Table No. 43	Personal Affairs cases per Gender – Head Office , Riyadh	71
Table No. 44	Personal Affairs cases per nationality – Head Office , Riyadh	72
Table No. 45	Personal Affairs cases per city – Head Office , Riyadh	72
Table No. 46	Personal Affairs cases per case classification – Head Office , Riyadh	73
Table No. 47	Personal Affairs cases per offending party – Head Office , Riyadh	73
Table No. 48	Civil Affairs cases per Gender – Head Office , Riyadh	74
Table No. 49	Civil Affairs cases per nationality – Head Office , Riyadh	74
Table No. 50	Civil Affairs cases per city – Head Office , Riyadh	74
Table No. 51	Civil Affairs cases per case classification – Head Office , Riyadh	75
Table No. 52	Civil Affairs cases per offending party – Head Office , Riyadh	75
Table No. 53	Judicial cases per Gender – Head Office , Riyadh	75

Table No. 54	Judicial cases per nationality – Head Office , Riyadh	76
Table No. 55	Judicial cases per city – Head Office , Riyadh	76
Table No. 56	Judicial cases per case classification – Head Office , Riyadh	77
Table No. 57	Judicial cases per offending party – Head Office , Riyadh	77

Table No. 58	“other” cases per Gender – Head Office , Riyadh	77
Table No.59	“other” cases per nationality – Head Office , Riyadh	78
Table No.60	“other” cases per city – Head Office , Riyadh	78
Table No.61	“other” cases per case classification – Head Office , Riyadh	79
Table No. 62	“other” cases per offending party – Head Office , Riyadh	79
Table No.63	Total incoming cases per Gender and nationality – Makkah Al Mukarramah Branch	81
Table No. 64	Total of cases per Kingdom’s Administrative Areas – Makkah Al Mukarramah Branch	82
Table No. 65	Administrative cases per Gender – Makkah Al Mukarramah Branch	84
Table No.66	Administrative cases per nationality – Makkah Al Mukarramah Branch	84
Table No.67	Administrative cases per city – Makkah Al Mukarramah Branch	85
Table No.68	Administrative cases per case classification – Makkah Al Mukarramah Branch	86
Table No.69	Administrative cases per addressed party – Makkah Al Mukarramah Branch	87
Table No.70	Prisoner cases per Gender – Makkah Al Mukarramah Branch	88
Table No.71	Prisoner cases per nationality – Makkah Al Mukarramah Branch	88
Table No.72	Prisoner cases per city – Makkah Al Mukarramah Branch	89
Table No.73	Prisoner cases per case classification – Makkah Al Mukarramah Branch	90
Table No.74	Prisoner cases per addressed party – Makkah Al Mukarramah Branch	91
Table No.75	Labor cases per Gender – Makkah Al Mukarramah Branch	91
Table No.76	Labor cases per nationality – Makkah Al Mukarramah Branch	92
Table No.77	Labor cases per city – Makkah Al Mukarramah Branch	93
Table No.78	Labor cases per case classification – Makkah Al Mukarramah Branch	93
Table No.79	Labor cases per offending party – Makkah Al Mukarramah Branch	94

Table No.80	Family Violence cases per Gender – Makkah Al Mukarramah Branch	94
Table No.81	Family Violence cases per nationality – Makkah Al Mukarramah Branch	94
Table No.82	Family Violence cases per city – Makkah Al Mukarramah Branch	95
Table No.83	Family Violence cases per case classification – Makkah Al Mukarramah Branch	96
Table No.84	Family Violence cases per offender party – Makkah Al Mukarramah Branch	96
Table No.85	Personal Affairs cases per Gender – Makkah Al Mukarramah Branch	97
Table No.86	Personal Affairs cases per nationality – Makkah Al Mukarramah Branch	97
Table No.87	Personal Affairs cases per city – Makkah Al Mukarramah Branch	98
Table No.88	Personal Affairs cases per case classification – Makkah Al Mukarramah Branch	98
Table No.89	Personal Affairs cases per offending party – Makkah Al Mukarramah Branch	99
Table No.90	Civil Affairs cases per Gender – Makkah Al Mukarramah Branch	99
Table No.91	Civil Affairs cases per nationality – Makkah Al Mukarramah Branch	100
Table No.92	Civil Affairs cases per city – Makkah Al Mukarramah Branch	101
Table No.93	Civil Affairs cases per case classification – Makkah Al Mukarramah Branch	101
Table No.94	Civil Affairs cases per offending party – Makkah Al Mukarramah Branch	102
Table No.95	Judicial cases per Gender – Makkah Al Mukarramah Branch	102
Table No.96	Judicial Affairs cases per nationality – Makkah Al Mukarramah Branch	103
Table No.97	Judicial cases per city – Makkah Al Mukarramah Branch	10 3
Table No.98	Judicial cases per case classification – Makkah Al Mukarramah Branch	104
Table No.99	Judicial cases per offending party – Makkah Al Mukarramah Branch	104
Table No.100	“Other” cases per Gender – Makkah Al Mukarramah Branch	104
Table No.101	“Other” cases per nationality – Makkah Al Mukarramah Branch	105
Table No.102	“Other” cases per city – Makkah Al Mukarramah Branch	10 6
Table No.103	“Other” cases per case classification – Makkah Al Mukarramah Branch	107
Table No.104	“Other” cases per offending party – Makkah Al Mukarramah Branch	107
Table No.105	Total of all cases per Gender and nationality – Jazzan branch	109

Table No. 106	Total of all cases per Kingdom Administrative areas – Jazzan branch	110
Table No.107	Administrative cases per Gender – Jazzan branch	113
Table No.108	Administrative cases per nationality– Jazzan branch	113
Table No.109	Administrative cases per city– Jazzan branch	113
Table No.110	Administrative cases per case classification – Jazzan branch	114
Table No. 111	Administrative cases per addressed party– Jazzan branch	115
Table No.112	Prisoner cases per Gender – Jazzan branch	116
Table No. 113	Prisoner cases per nationality – Jazzan branch	116
Table No.114	Prisoner cases per city – Jazzan branch	117
Table No.115	Prisoner cases per case classification – Jazzan branch	117
Table No. 116	Prisoner cases per addressed party – Jazzan branch	118
Table No. 117	labor cases per Gender – Jazzan branch	118
Table No. 118	Labor cases per nationality – Jazzan branch	119
Table No. 119	Labor cases per city – Jazzan branch	119
Table No. 120	Labor cases per case classification – Jazzan branch	120
Table No. 121	Labor cases per offending party – Jazzan branch	120
Table No. 122	Family Violence cases per Gender – Jazzan branch	121
Table No. 123	Family Violence cases per nationality – Jazzan branch	121
Table No. 124	Family Violence cases per city – Jazzan branch	121
Table No. 125	Family Violence cases per case classification – Jazzan branch	122
Table No. 126	Family Violence cases per offending party – Jazzan branch	122
Table No. 127	Personal Affairs cases per Gender – Jazzan branch	123
Table No. 128	Personal Affairs cases per nationality – Jazzan branch	123
Table No. 129	Personal Affairs cases per city – Jazzan branch	123
Table No. 130	Personal Affairs cases per case classification – Jazzan branch	124
Table No. 131	Personal Affairs cases per offending party – Jazzan branch	124
Table No. 132	Civil Affairs cases per Gender – Jazzan branch	125
Table No. 133	Civil Affairs cases per nationality – Jazzan branch	125

Table No. 134	Civil Affairs cases per city – Jazzan branch	125
Table No. 135	Civil Affairs cases per case classification – Jazzan branch	126
Table No. 136	Civil Affairs cases per offending party – Jazzan branch	126
Table No. 137	Judicial cases per Gender – Jazzan branch	126
Table No. 138	Judicial cases per nationality – Jazzan branch	127
Table No. 139	Judicial cases per city – Jazzan branch	127
Table No. 140	Judicial cases per case classification – Jazzan branch	127
Table No. 141	Judicial cases per offending party – Jazzan branch	128
Table No. 142	“other” cases per Gender – Jazzan branch	128
Table No.143	“other” cases per nationality – Jazzan branch	128
Table No.144	“other” cases per city – Jazzan branch	129
Table No.145	“other” cases per case classification – Jazzan branch	129
Table No. 146	“other” cases per offending party – Jazzan branch	130

Table No.147	Total of all cases per Gender and nationality – Eastern Region branch	132
Table No. 148	Total of all cases per Kingdom Administrative areas – Eastern Region branch	133
Table No.149	Administrative cases per Gender – Eastern Region branch	135
Table No.150	Administrative cases per nationality– Eastern Region branch	136
Table No.151	Administrative cases per city– Eastern Region branch	136
Table No.152	Administrative cases per case classification – Eastern Region branch	137
Table No. 153	Administrative cases per addressed party– Eastern Region branch	137
Table No.154	Prisoner cases per Gender – Eastern Region branch	138
Table No. 155	Prisoner cases per nationality – Eastern Region branch	139
Table No.156	Prisoner cases per city – Eastern Region branch	139
Table No.157	Prisoner cases per case classification – Eastern Region branch	140
Table No. 158	Prisoner cases per addressed party – Eastern Region branch	140
Table No. 159	labor cases per Gender – Eastern Region branch	141
Table No. 160	Labor cases per nationality – Eastern Region branch	141

Table No. 161	Labor cases per city – Eastern Region branch	142
Table No. 162	Labor cases per case classification – Eastern Region branch	143
Table No. 163	Labor cases per offending party – Eastern Region branch	143
Table No. 164	Family Violence cases per Gender – Eastern Region branch	144
Table No. 165	Family Violence cases per nationality – Eastern Region branch	144
Table No. 166	Family Violence cases per city – Eastern Region branch	144
Table No. 167	Family Violence cases per case classification – Eastern Region branch	145
Table No. 168	Family Violence cases per offending party – Eastern Region branch	145
Table No. 169	Personal Affairs cases per Gender – Eastern Region branch	146
Table No. 170	Personal Affairs cases per nationality – Eastern Region branch	146
Table No. 171	Personal Affairs cases per city – Eastern Region branch	146
Table No. 172	Personal Affairs cases per case classification – Eastern Region branch	147
Table No. 173	Personal Affairs cases per offending party – Eastern Region branch	147
Table No. 174	Civil Affairs cases per Gender – Eastern Region branch	148
Table No. 175	Civil Affairs cases per nationality – Eastern Region branch	148
Table No. 176	Civil Affairs cases per city – Eastern Region branch	148
Table No. 177	Civil Affairs cases per case classification – Eastern Region branch	149
Table No. 178	Civil Affairs cases per offending party – Eastern Region branch	149
Table No. 179	Judicial cases per Gender – Eastern Region branch	149
Table No. 180	Judicial cases per nationality – Eastern Region branch	150
Table No. 181	Judicial cases per city – Eastern Region branch	150
Table No. 182	Judicial cases per case classification – Eastern Region branch	150
Table No. 183	Judicial cases per offending party – Eastern Region branch	151
Table No. 184	“other” cases per Gender – Eastern Region branch	151
Table No.185	“other” cases per nationality – Eastern Region branch	151
Table No.186	“other” cases per city – Eastern Region branch	152
Table No.187	“other” cases per case classification – Eastern Region branch	152
Table No. 188	“other” cases per offending party – Eastern Region branch	152

Table No. 189	Correspondence issued by the National Society for Human Rights with related responses and percentages	154
Table No. 190	Correspondence issued by the Society through its Makkah Al Mukarramah Branch with related responses and percentage	158
Table No. 191	Correspondence issued by the Society through its Jazzan Branch with related responses and percentages	161
Table No. 192	Correspondence issued by the Society through its Eastern Region Branch with related responses and percentages	162
Table No. 193	Total cases received by the National Society for Human Rights since its foundation as per basic classifications	164
Table No. 194	Total cases received by the National Society for Human Rights since its foundation as per branch	165
Table No. 195	Total men cases	166
Table No. 196	Total women cases	167
Table No. 197	Highest three nationality percentages	168
Table No. 198	Administrative cases	169
Table No. 199	Prisoners cases	170
Table No. 200	Laborers cases	171
Table No. 201	Family violence cases	172
Table No. 202	Personal affairs cases	173
Table No. 203	Civil affairs cases	174

Table No. 204	Withdrawal of identification documents resulting from a family member	175
Table No. 205	Judicial cases	176
Table No. 206	“other” cases	177
Table No. 207	Administrative cases per addressed party	179
Table No. 208	Prisoners’ cases per addressed party	183
Table No. 209	Laborers cases as per offending party	186
Table No. 210	Family violence cases as per offending party	188
Table No. 211	Personal affairs cases as per offending party	190
Table No. 212	Civil affairs cases as per offending party	192

Table No. 213	Judicial cases as per offending party	194
Table No. 214	“others” cases as per offending party	196
Table No. 215	Correspondence issued by the Society to concerned parties with related responses as per years of issue	199
Table No. 216	Correspondence issued by the Society to concerned parties with related responses as per branch of issue.	200

Figures Index

Figure No. 1	Total cases submitted to the National Society for Human Rights	30
Figure No.2	Total cases submitted to the National Society for Human Rights per receiving branch	31
Figure No.3	Total cases submitted to the National Society for Human Rights per	32

Figure No. 21	Total cases received by the National Society for Human Rights as per basic classification of cases	164
Figure No. 22	Total cases submitted to the National Society for Human Rights per branch	165
Figure No. 23	Total cases submitted to the National Society for Human Rights per submitter Gender	166
Figure No. 24	Total cases submitted to the National Society for Human Rights per submitter nationality	167
Figure No. 25	Total cases submitted to the National Society for Human Rights per submitter gender	169
Figure No. 26	Total cases per basic classifications – Head Office, Riyadh	170
Figure No. 27	Prisoners' cases submitted to the National Society for Human Rights per Kingdom's Administrative Areas – Head Office, Riyadh	171
Figure No. 28	laborers cases submitted to the National Society for Human Rights per branch	172
Figure No. 29	Total cases per basic classifications – Makkah Al Mukarramah Branch	173
Figure No. 30	Personal affairs cases submitted to the National Society for Human Rights per branch	174
Figure No. 31	Civil affairs cases submitted to the National Society for Human Rights per branch	175
Figure No. 32	Judicial cases submitted to the National Society for Human Rights per Gender – Jazzan branch	177
Figure No. 33	“others” cases submitted to the National Society for Human Rights per basic classifications – Jazzan branch	178
Figure No. 34	Administrative cases as per offending parties – Jazzan branch	182
Figure No. 35	Prisoners' cases per Eastern Region branch	185
Figure No. 36	Letters per national identity office Eastern Region branch	187
Figure No. 37	Family violence basic classification per offending parties Eastern Region branch	189
Figure No. 38	Total cases per Kingdom's Administrative Areas – Eastern Region	191
Figure No. 39	Civil affairs cases as per offending parties	194
Figure No. 40	Judicial cases as per offending parties	195
Figure No. 41	“others” cases as per offending parties	197
Figure No. 42	Correspondence issued by the Society to concerned parties with related responses as per years	199
Figure No. 43	Correspondence issued by the Society to concerned parties with related responses as per branches	200
Figure No. 44	Letters issued by the National Society for Human Rights and responses of addressed parties	201

INTRODUCTION

In the name of Allah, the merciful and compassionate.

The first statistical book provide a numerical picture which identify the number and types of complains submitted to the society in 1427H. 2006G, which reached (3575) complains. They were collected, classified and categorized by the Information, Statistics and Documentation Center in eight main categories such as, management law-suits, prisoners law-suit, workers lawsuits, family aggression lawsuits, Civil Affairs law-suits, personal affairs lawsuit and others, each category is classified into segments the personal affairs lawsuits, for example include, the following segments.

Divorce complains, nursing, alimony, deprive of guardianship, suspension abandonment, deprivation of seeing children, disinhent etc.

The goals aimed to be achieved by the society in limiting complains, classification and categorying in the annual statistic book, can be summarized as follows:-

- Upgrading the studies and reports issued by the society, by adding important source to information which the studies and reports depends upon through complains submitted to the society.
- Improvement of the society's planning for activities and programs. The planning starting from actual knowledge of reality is more effective in achieving required goals and results.
- Promote researchers and students to search in human rights law suits, the complains shown in the statistic book open wider horizons for researches in different areas including juristic, psychological, social, management, education economic and cultural studies
- Enrich the Juristic Library through providing field statistics, which the Juristic library is lack off.

- Support the concerned government bodies by preparing the international agreements reports to which the kingdom is joined in the human rights area. Often their reports suffer shortage in some statistics or not.
- Give chance to the government and non government bodies to acknowledge weakness points in their performance, in particular the political sides, procedures, practices and obligation to apply regulations in order to improve its performance.
- Enable the society to make comparison for authority performance measure for the study year and the year before by using different parameters, as for certain authority co-operation percentage with the society, which is measured by the number of letters issued by the society and the number of replies thereto.
- Enabling the society to know and determine what can be considered as problem or phenomenon requiring making deep and comprehensive studies aiming to find solutions to end the repeated accusations, cease and remove its effects, this happens when individual complaint is repeated for certain practice.

Finally, I extend my thankfulness to the Chairman of the Information, Statistics and Documentation Center. Ms. Sahela Zainul Abdeen Hamad for her effort in fulfilling this work, thanks for the monitoring committee members and chairmen during the past three years, and to supervisors of the head quarters at Riyadh and the society branches in Jeddah, Gizan, Dammam and the law advisors for their efforts in studying companies and addressing the government and non-government authorities, follow up and the women employee at the Information, Statistics and Documentation Center.

Chairman of the National Society for Human Rights.

Dr. Bander bin Mohammed Hamza Hagar.

Vision and Mission

The National Society for Human Rights

The National Society for Human Rights was established in 18/1/1425 (9/3/2004) to protect the human rights and defend such rights in accordance with Islamic Sharia and the Government Basic Ruling Regulations as well as international agreements and charters that do not contradict Islamic Sharia.

Nature of the Society:

The society is a national body which is independent administratively and financially with no government connections. The society strives to defend the human rights inside and outside the Kingdom of Saudi Arabia, whether the subject of abuse is a citizen, expatriate or a visitor. The society cooperates with all government and non-government societies all over the world.

Vision of the Society:

Participation in building the society of justice and equality, and enforcement of law in accordance with the Islamic Sharia which calls for forgiveness and refraining from injustice, aggression and extremism.

Mission of the Society:

Protection of human rights, defending them and dissemination of human rights culture, and to take the necessary procedures to handle complaints and violations of human rights in order to limit and stop such practices and eliminate their effects, in addition to preparation of studies, conferences, symposiums and workshops , issue publications, declaration of opinions and preparation of reports.

Definitions

The National Society for Human Rights since its foundation received a large number of cases that can be classified as follows:

1) Administrative Cases:

These are cases received by the society against government bodies regarding issues review applications, Royal Pardon applications, Judgment execution claim, aggression to properties, objection to decision, Medical mistakes, Attack and assault from some administrative bodies, unemployment, compulsory deportation, job grade amendment request, discomfiture due to environment pollution or bad customer service , request to return to job, deportation request, transfer application, violence on the employee, Termination from job due to accusation, Lengthy Procedures duration, Arbitrary transfer, Compensation request, request of compensations, claim for administrative or financial dues, non-regulatory pursuit, prevention from traveling due to administrative decision.

2) Prisoners Cases:

These are cases received by the society regarding exemption from the remaining period, objection to prisoner deportation, health status tumble in prison, completion of Judgment and not released, complaint of non trial, application to transfer to other prison, deportation application, health care application, bad treatment, assault and violation of regulations inside prison, , prevention of visit, release application.

3) Labor Cases

These are cases received by the society regarding complaints from persons subject to the Labor Law in relation to Compulsion to pay Iqama renewal amount, objection to decision, delay of appointment decision, deprive from promotion, decrease of job grade, compulsory deportation, sponsorship transfer application, psychical violence on laborer, termination for accusation, arbitrary termination, application for financial rights, compel laborer to do a job other than stated in the contract, force to work, compulsion for early retirement, application for health insurance, application for return to work, prevent the laborer to travel to his country

4) Family Violence:

These are cases received by the society against one of the family members for Psychical & psychological violence, violence resulting from addiction, accusation & slander, Sexual abuse, sexual abuse, rape, prevention from education, prevention from work, prevention from salary, prevention from marriage, prevention from seeing mother, residence request.

5) Personal Affairs Cases

These are cases received by the society regarding divorce, nursing, alimony, suspension & desertion, removal of guardianship, prevention from seeing children, prevention from inheritance, non acknowledgement of marriage and divorce demand

6) Civil Affairs Cases:

These are cases received by the society regarding requests or complaints related to withdrawal of nationality, or request for nationality recovery, withdrawal of identification documents, non-addition of children, non authentication of some facts related to civil affairs.

7) Judicial Cases:

These are cases received by the society regarding long period of review, objection to judgment, bad treatment from the Judge, compensation application, lengthy Procedures duration, prevention from travel due to a judgment sentence.

8) “Other” Cases

This includes cases of disputes between individuals or companies, or requests for financial assistance, or requests to adopt certain suggestions, or to provide legal or Sharia consultations.

The Subsidiary classifications of these cases are stated in the following tables:

Administrative cases
Review application
Exemption application
Request for execution a Judgment
Aggression on properties
Objection to a decision
Medical mistakes
Attack and assault from some administrative bodies
Unemployment
Compulsory deportation
Job status amendment
Environment pollution
Bad customer service
Application to return to job
Deportation application
Transfer application
Psychological violence on the employee
Termination for accusation
Arbitrary termination
Administration & financial entitlements
Non regulatory pursuit
Lengthy Procedures duration
Arbitrary transfer
Compensation request
Prevention from Traveling due to administrative decision

Prisoners cases

Application for exemption from the remaining period
Objection to prisoner deportation
Tumble of Health status in the prison
completion of Judgment and not released
Complaint of non trial
Application to transfer to other prison
Deportation application
Health care application
Bad treatment , assault and violation of the regulations inside prison
Psychical violence on the prisoner
Prevention of visit
Release application

Laborers cases

Compulsion to pay Iqama renewal amount
Objection to decision
Delay of Appointment decision
Deprive from promotion
demotion of job grade
Compulsory deportation
application for Sponsorship transfer
Psychical violence on laborer
Termination for accusation
Arbitrary termination
Labor request for his financial rights
Forced for work
Compulsion for early retirement
Application for Health Insurance

Application to return to work

Prevent the laborer to travel to his country

Family Violence cases

Psychical & psychological Family violence

Violence resulting from addiction

Accusation & slander

Sexual abuse

Prevention from education

Prevention from work

Prevention from salary

Prevention from marriage

Prevention from seeing the mother

Reside request

Personal Affairs cases

Divorce

Nursing

Alimony

Suspension & desertion

Removal of guardianship

Prevention from seeing the children

Prevention from inheritance

Non acknowledgement of marriage and divorce demand

Civil Affairs cases

Identification documents

application for Nationality

application for Nationality recovery

Judicial cases

Case Review application

Objection to a judgment

Bad treatment from the Judge

Compensation application

Lengthy Procedures duration

Prevention from traveling due to judgment rule

Others

application to adopt some suggestions

Provide Legal and Sharia Consultations

Disputes between individuals and companies

Financial assistance request

Statistics of cases received by the National Society for Human Rights for the year 1427H (2006)

- **Head Office in Riyadh**
- **Makkah Al Mukaramah Area Branch**
- **Jazzan Area Branch**
- **Eastern Region Branch**

Chapter 1
Total of cases received by the National Society for
Human Right for the year 1427H (2006)

Table (1)
Total of cases received by the National Society for Human Right

	Admin	Prisoners	Laborers	Family Violence	Personal Status	Civil Status	Judicial	"Others	Total
Year 1425H- 2004	193	271	289	44	37	66	56	158	1114
Year 1426H-2005	822	636	378	284	296	217	251	995	3879
Year 1427H-2006	912	603	422	385	298	307	183	465	3575
Change percentage for the last year	11%	-5%	12%	36%	1%	41%	-27%	-53%	-13%

Figure (1)
Total of received cases to the National Society for Human Right

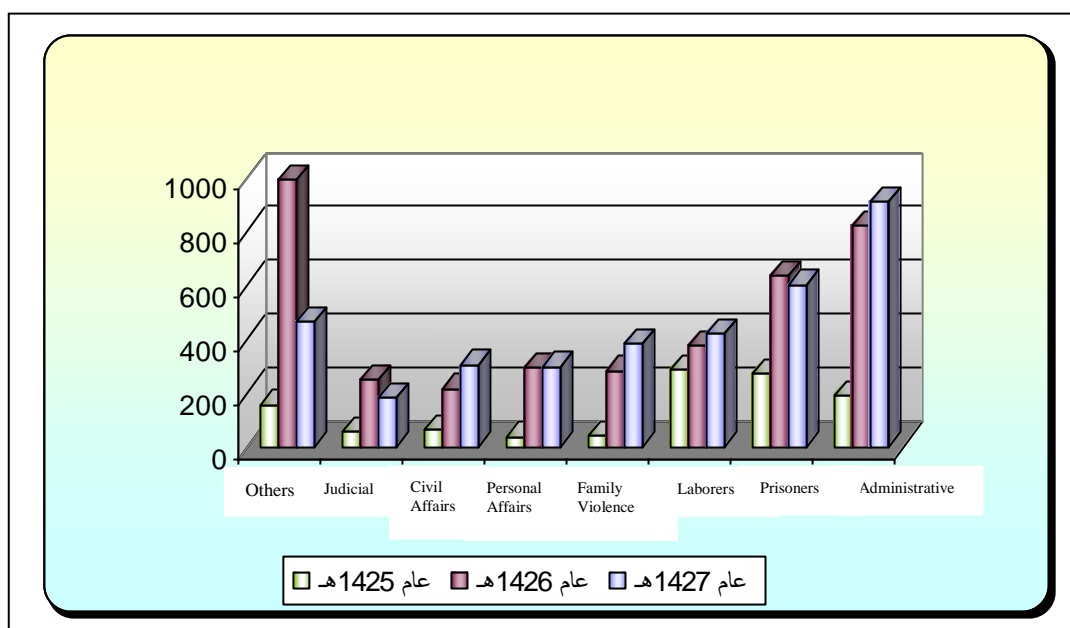


Table (2)
Total of cases received by the National Society for Human Right as per
the receiving branch

	Riyadh	Makkah Al Mukaramah	Jazzan	Eastern Province	Total
Year 1425H- 2004	787	327			1114
Year 1426H-2005	1822	1940	117		3879
Year 1427H-2006	1184	1503	628	260	3575
Change percentage for the last year	035%	-23%	437%	-	-8%

Figure (2)
Total of cases received by the National Society for Human Right as per
the receiving branch

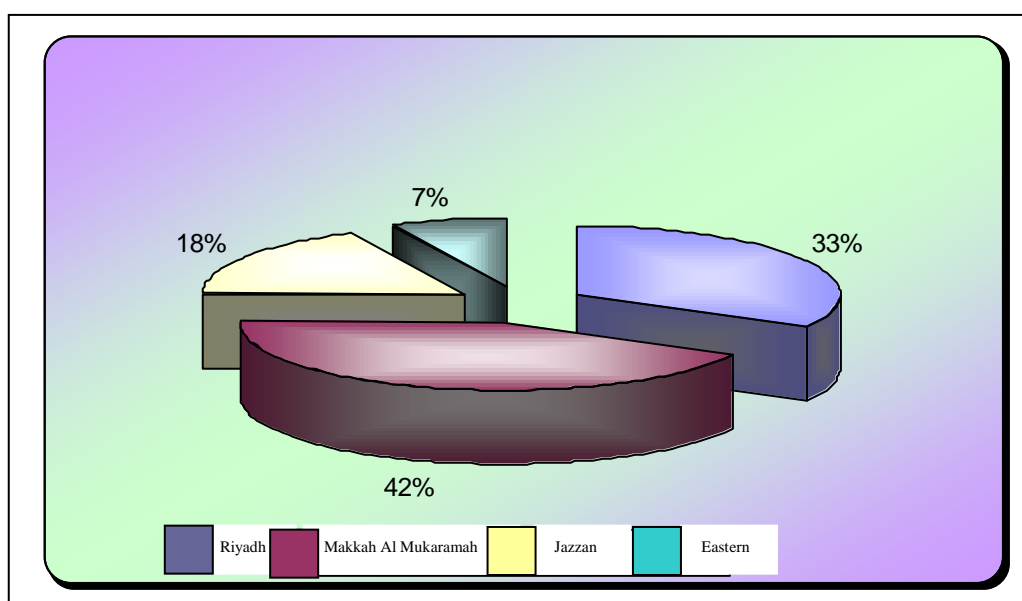


Table (3)
Total of cases received by the National Society for Human Right as per applicant Gender

	Female	Male	Total
Year 1425H- 2004	267	847	1114
Year 1426H-2005	1028	2851	3879
Year 1427H-2006	1095	2480	3575
Changes percentage for the last year	7%	-13%	-8%

Figure (3)

Total of cases received by the National Society for Human Right as per applicant Gender

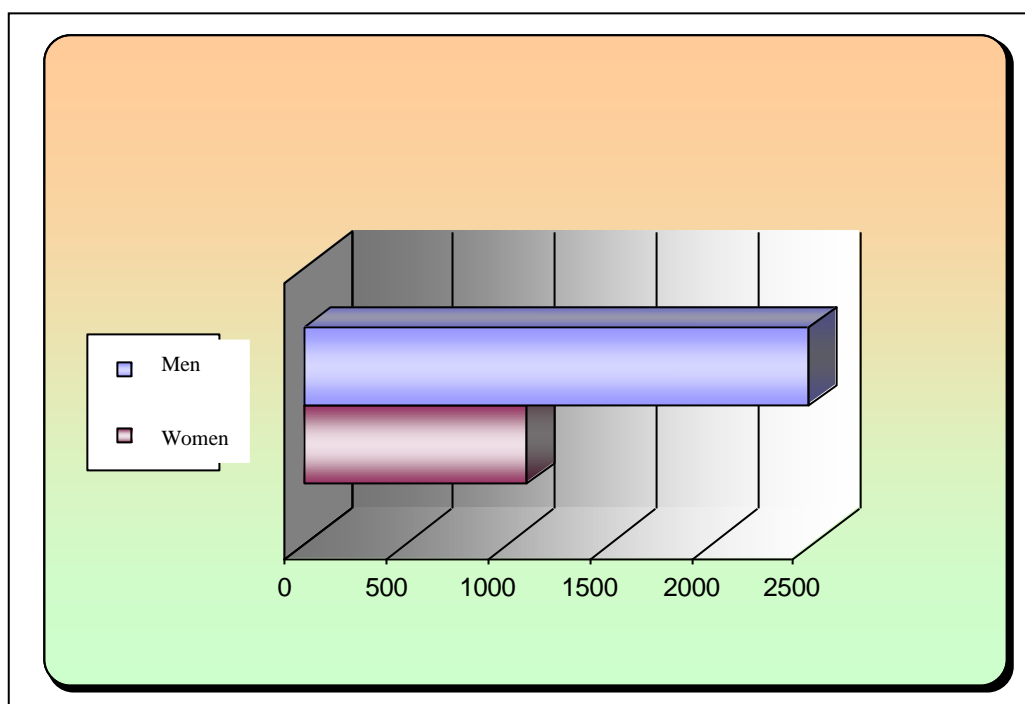
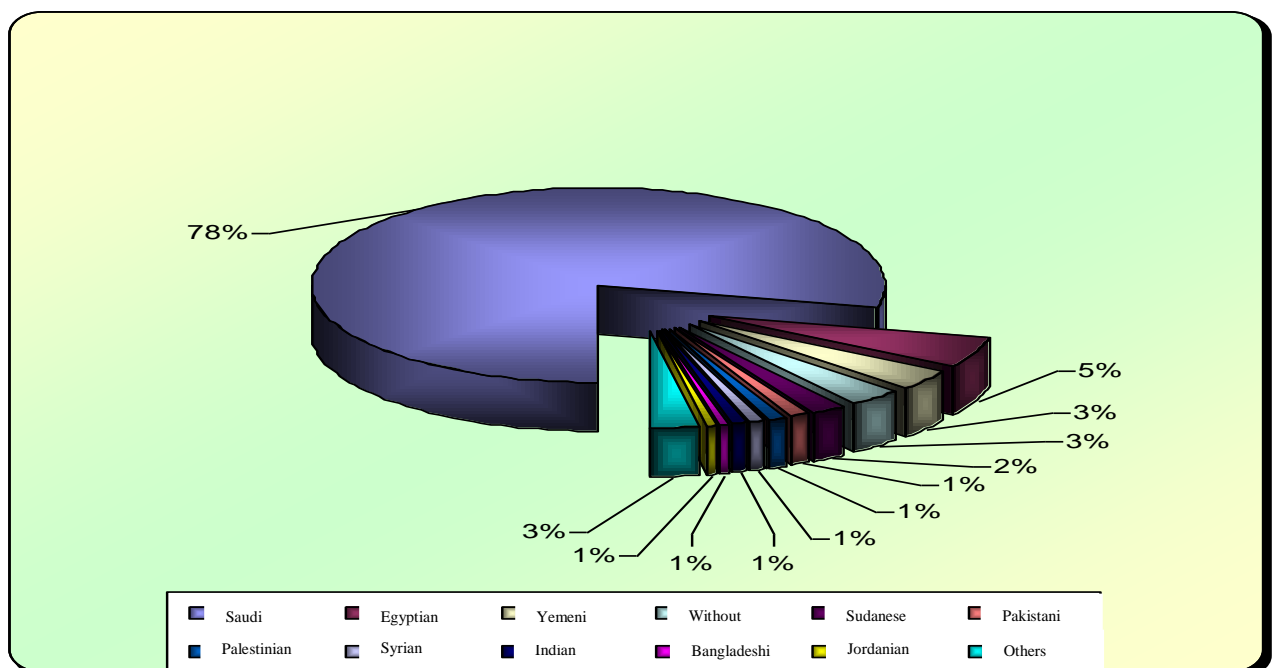


Table (4)
Total of cases received by the National Society for Human Right as per applicant nationality

Nationality	Number	Percentage
Saudis	2810	78.60%
Egyptian	186	5.20%
Yemeni	124	3.47%
Without	105	2.94%
Sudanese	67	1.87%
Pakistani	41	1.15%
Palestinian	39	1.09%
Syrian	35	0.98%
Indian	28	0.78%
Bangladeshi	25	0.70%
Jordanian	19	0.53%
Filipinos	15	0.42%
Sri-lanka	7	0.20%
Somalia	7	0.20%
Morocco	7	0.20%
Ethiopia	6	0.17%
Indonesian	6	0.17%
Eritrean	6	0.17%
Lebanese	4	0.11%
Nigeria	4	0.11%
Turkish	3	0.08%
Canadian	3	0.08%
American	2	0.06%
Uganda	2	0.06%
Burma	2	0.06%

Tunisian	2	0.06%
Iraqi	2	0.06%
Spanish	1	0.03%
Afghanistan	1	0.03%
Bahrain	1	0.03%
South Africa	1	0.03%
Swedish	1	0.03%
Oman	1	0.03%
Qatar	1	0.03%
Cameron	1	0.03%
Kuwait	1	0.03%
Greece	1	0.03%
Unknown	8	0.22%
Total	3575	100.00%

Figure (4)
Total of cases received by the National Society for Human Right as per applicant nationality



**Total of cases received by the National Society for
Human Rights as per subsidiary classifications**

Table (5)
Administration cases

	Riyadh	Makkah Al Mukaramah	Jazzan	Eastern Province	Total
Objection to judgment	60	28	45	7	140
Bad Customer Service	34	28	29	5	96
Lengthy Procedure duration	22	47	14	12	95
Aggression on properties	29	24	24	5	82
Attack & Assault	35	26	10	6	77
Arbitrary termination	30	20	11	0	61
Administration and financial entitlements	19	21	6	0	46
Application for execution of a Judgment	6	27	5	0	38
Job status amendment	22	14	2	0	38
Unemployment	11	11	11	3	36
Review application	13	20	1	0	34
Medical mistakes	9	11	3	0	23
Psychological violence on the employee	13	9	1	0	23
Compensation request	17	6	0	0	23
Transfer application	2	12	4	2	20
Application to return to Job	8	8	1	1	18
Non regulatory pursuit	6	8	1	2	17
Arbitrary transfer	11	0	0	0	11
Compulsory deportation	1	4	2	2	9
Termination for accusation	2	7	0	0	9
Exemption application	1	1	6	0	8
Traveling prevention due to administration decision	4	3	0	0	7
Environment pollution	1	0	0	0	1
Deportation application	0	0	0	0	0
Total	356	335	176	45	912

Table (6)
Prisoners' cases

	Riyadh	Makkah Al Mukaramah	Jazzan	Eastern Province	Total
Release application	91	106	25	26	248
Complaint from non judgment	91	18	12	0	121
application for Exemption from remaining period	28	3	27	11	69
Completion of judgment period and not released	15	12	17	4	48
Bad treatment, assault and violation of regulations inside prison	16	11	6	3	36
Psychological violence on the prisoner	24	1	4	0	29
Objection to prisoner deportation	0	9	4	0	13
Health status tumble in the prison	7	2	3	0	12
Application to transfer to other prison	5	2	2	0	9
Health care application	4	4	0	0	8
Prevention from visit	3	2	0	1	6
Deportation application	2	1	1	0	4
Total	286	171	101	45	603

Table (7)
Laborer Cases

	Riyadh	Makkah Al Mukaramah	Jazan	Eastern Province	Total
Labor claim for his financial rights	78	27	30	24	159
Psychical violence on the laborer	42	32	13	5	92
Arbitrary termination	21	10	5	11	47
Deprive from promotion	1	2	33	1	37
Application for transfer of Sponsorship	9	12	1	0	22
Compulsion to pay Iqama renewal amount	7	7	0	1	15
Objection to a decision	9	4	1	0	14
Termination for accusation	5	1	0	3	9
.Compulsory deportation	5	2	0	0	7
Application for return to work	0	2	0	5	7
Prevent the laborer to travel to his country	3	4	0	0	7
Forced to work	0	1	0	1	2
Delay of appointment decision	1	0	0	0	1
Demotion from job grade	0	0	0	1	1
Compulsion for early retirement	1	0	0	0	1
Health insurance request	0	0	0	1	1
Total	182	104	83	53	422

Table (8)
Family violence cases

	Riyadh	Makkah Al Mukaramah	Jazan	Eastern Province	Total
Psychical & psychological violence	40	169	23	18	250
Violence resulting from addiction	5	21	0	3	29
Forbidden from marriage	17	8	1	1	27
Application for Residence	3	22	0	0	25
Sexual abuse	1	18	0	2	21
Prevention from education	2	8	0	0	10
Accusation & Slander	2	6	1	0	9
Prevention from seeing the mother	0	6	0	1	7
Prevention from salary	0	4	1	0	5
Prevention from work	0	2	0	0	2
Total	70	264	26	25	385

Table (9)
Personal Affairs cases

	Riyadh	Makkah Al Mukaramah	Jazan	Eastern Province	Total
Suspension & desertion	17	20	8	13	58
Divorce	10	33	2	10	55
Prevention from seeing the children	10	37	5	3	55
Nursing	14	30	1	6	51
Alimony	11	26	4	3	44
Prevention from inheritance	6	14	2	3	25
Removal of guardianship	2	1	2	1	6
Non Acknowledgement of marriage and divorce request	0	4	0	0	4
Total	70	165	24	39	298

Table (10)
Civil Affairs cases

	Riyadh	Makkah Al Mukaramah	Jazan	Eastern Province	Total
Identification documents	24	100	12	7	143
Nationality application	34	24	53	6	117
Nationality recovery application	3	5	38	1	47
Total	61	129	103	14	307

Table (11)
Judicial cases

	Riyadh	Makkah Al Mukaramah	Jazan	Eastern Province	Total
Objection to a judgment	26	47	22	15	110
Lengthy procedures duration	4	20	6	1	31
Bad treatment from Judge	10	7	6	2	25
Review application	1	7	9	0	17
Compensation application	0	0	0	0	0
Prevention from traveling due to a judgment rule	0	0	0	0	0
Total	41	81	43	18	183

Table (12)
"Other" cases

	Riyadh	Makkah Al Mukaramah	Jazan	Eastern Province	Total
Disputes between individuals or companies	60	131	38	0	229
Application for Financial assistance	44	58	24	20	146
Providing legal and Sharia consultations	14	50	9	1	74
Request to adopt some suggestions	0	15	1	0	16
Total	118	254	72	21	465

**Total of cases received by the National Society for
Human Rights as per Offending body**

Table (13)
Total of administrative cases as per Offending Party

Offending Party	Number	Percentage
Municipalities	113	9.55%
Police	106	18.00%
Ministry of Interior	87	14.89%
Security Parties	71	18.54%
Ministry of Education	98	9.00%
Ministry of Health	70	8.99%
Ministry of Water & Electricity	37	3.58%
Ministry of Civil Service	32	1.79%
Ministry of Labor & Social Affairs	31	5.67%
Commission of Promotion of Virtues and Prevention of Vices	25	2.09%
Governors (Amarah)	23	4.21%
Human Resources Support Fund	21	12.00%
Ministry of Higher Education	19	3.58%
Passports	18	7.00%
Ministry of Justice	15	2.69%
Ministry of Endowment & Islamic Affairs	13	1.97%
Drugs Control Dept.	10	1.40%
Traffic	10	0.84%
Saudi Airlines	9	2.69%
Ministry of Finance	8	2.39%
Ministry of Transportation	7	0.84%
Civil Affairs	7	7.00%
Boarder Guard	7	4.00%
Ministry of Defense & Aviation	6	1.19%

Investigation & Public Allegation Authority	5	1.00%
Ministry of Information	4	0.60%
Ministry of Commerce	4	1.19%
General Organization of Social Insurance	4	1.12%
Communication & Information Technology Authority	4	1.12%
Civil Aviation	3	0.84%
Ministry of Agricultural	3	0.56%
Saudi Arabian Monetary Agency	3	0.84%
Public Investigations	2	4.00%
Government Schools	2	4.00%
Custom	2	2.00%
General Organization for Technical Education & Vocational Training	2	1.00%
Royal Council	2	0.60%
Chamber of Commerce & Industry	2	0.56%
Capital market Authority	2	0.56%
Ministry of Post, Telegram and Telephone	2	0.56%
Saudi Royal Air Force	1	2.00%
Preliminary Custom Committee	1	2.00%
Criminal Investigation	1	2.00%
Banking disputes settlement committee	1	2.00%
Social Welfare Organization	1	2.00%
Health Affairs Directorate	1	2.00%
Rail Way Corporation	1	2.00%
Private Rights	1	1.00%
Naval Force	1	1.00%
General Directorate of Jails	1	1.00%
Real Estate Development Fund	1	1.00%
Jazzan Port	1	1.00%

National Guard	1	0.30%
Royal Commision for Jubail and Yanbu	1	0.28%
Council of Ministers Presidency Divan	1	0.28%
Arabian Embassy	1	0.28%
Aramco Company	1	0.28%
Not available	6	3.00%
Total	912	100.00%

Table (14)
Total of Prisoners Cases as per Addressed Party

Addressed party	Number	Percentage
General Directorate of Jails	291	48.99%
Public Investigation	86	15.66%
Jazzan Jails	67	11.28%
Police	36	6.06%
Eastern Province Jails	20	3.37%
Passports Office	16	2.69%
Social Observation Houses	10	1.66%
Iraqi Human Rights Ministry	9	1.51%
Investigation & Public Allegation Authority	7	1.18%
Governors (Amarah)	6	1.01%
Drugs Control Dept.	6	1.01%
Ministry of Interior	6	1.01%
Assir Jails	6	1.01%
United Sates of America President	5	0.84%
Criminal Investigations	4	0.67%
Commission of Promotion of Virtues and Prevention of Vices	3	0.50%
Civil Rights	3	0.50%
Traffic	2	0.34%
Najran Jails	2	0.34%
Judiciary	2	0.34%
International Human Rights Organization	1	0.17%
International Red Cross in Cairo	1	0.17%
Saudi Embassy in Russia	1	0.17%
Boarder Guard Jail	1	0.17%
Yemen Embassy in Saudi Arabia	1	0.17%

American Ministry of Justice	1	0.17%
Red Cross in Kuwait	1	0.17%
Ministry of Islamic Affairs	1	0.17%
Not Available	8	1.35%
Total	603	100.00%

Table (15)

Total of Laborer Cases as per Offending Body

Offending Body	Number	Percentage
National Companies	201	47.63%
Sponsors	195	46.21%
Saudi Newspapers	9	2.13%
National Schools	8	1.90%
National Hospitals	6	0.71%
Laborers	2	0.47%
Supreme Committee for Commercial Disputes	2	0.47%
Foreign Embassies	1	0.24%
Recruitment Offices	1	0.24%
Total	422	100.00%

Table (16)**Total of Family Violence Cases as per Offending Body**

Offending Body	Number	Percentage
Husbands	141	36.62%
Fathers	117	30.39%
Brothers	26	6.75%
Relatives	25	6.49%
Divorces	14	3.64%
Stepmothers	14	3.64%
Sons	12	3.12%
Mothers	9	2.34%
Husbanks' Relative	5	1.30%
Grandfathers	3	0.78%
Grandmothers	3	0.78%
Uncles	3	0.78%
Wives	2	0.52%
Wife relatives	2	0.52%
Uncles son	1	0.26%
Daughters	1	0.26%
Sisters	1	0.26%
Neighbors	1	0.26%
Aunts	1	0.26%
Divorces	1	0.26%
Mother relatives	1	0.26%
Sisters in law	1	0.26%
Unknown	1	0.26%
Total	385	100.00%

Table (17)

Total of Personal Affairs Cases as per Offending Bodies

Offending Bodies	Number	Percentage
Husbands	137	45.97%
Divorces	64	21.48%
Relatives	25	8.39%
Fathers	21	7.05%
Brothers	19	6.38%
Wivse	8	2.68%
Cousins	5	1.68%
Husband relatives	4	1.34%
Stepmothers	4	1.34%
Sons	3	1.01%
Wife relatives	3	1.01%
Divorces	4	0.67%
Uncle Sons	1	0.34%
Sisters	1	0.34%
Brothers in Law	1	0.34%
Total	298	100.00%

Table (18)

Total of Civil Affairs Cases As Per Offending Bodies

Offending Bodies	Number	Percentage
Civil Affairs	204	66.45%
individuals	19	6.19%
Passport dept.	17	5.54%
Fathers	16	5.21%
Ministry of Interior	16	5.21%
Husbands	13	4.23%
Divorces	10	3.26%
Ministry of Education	4	1.30%
Brothers	2	0.65%
Police	1	0.33%
Passport Dept. at Qatar	1	0.33%
Stepmothers	1	0.33%
Office of Labor & Laborers	1	0.33%
Ministry of Foreign Affairs	1	0.33%
Ministry of Justice	1	0.33%
Total	307	100.00%

Table (19)

Total of Judgment Cases As Per Claimants

Claimant	Number	Percentage
Judiciary	162	88.52%
Judges	17	9.29%
Grievance Board	2	1.09%
Legal Medical Committee	1	0.55%
Al Sharga Court	1	0.55%
Total	183	100.00%

Table (20)

Total of "Others" Cases as per Offending Bodies

Offending bodies	Number	Percentage
Personal	164	35.27%
National companies	61	13.12%
Saudi banks	27	5.81%
Financial Market Corporation	6	1.29%
Neighbors	4	0.86%
National hospitals	4	0.86%
National schools	3	0.65%
Ministry of Interior	2	0.43%
Cousins	1	0.22%
Sons	1	0.22%
Husbands	1	0.22%
Charitable Societies	1	0.22%
Stepmother	1	0.22%
Insurance Companies	1	0.22%
Satellite Channels	1	0.22%

Recruitment Offices	1	0.22%
Follow up Offices	1	0.22%
Real Estate Offices	1	0.22%
Unknown	8	1.72%
Not available	176	37.85%
Total	465	100.00%

Chapter Two
The Cases Received by the National Society for Human
Rights- Head office- Riyadh
1427H (2006)

Table (21)
Total of Cases as per Offending body and Nationality – Head Office - Riyadh

Type of Cases	Type		Nationality	
	Male	Female	Saudi	Non Saudi
Administrative	315	41	342	14
Prisoners	276	10	253	33
Laborers	169	13	49	133
Family violence	7	63	69	1
Personal Affairs	10	60	64	6
Civil Affairs	41	20	40	21
Juridical	36	5	36	5
"Others "	95	23	104	14
Total	949	235	957	227
Grand total	1184		1184	

Figure (5)
Total of Cases as per Gender, Head Office - Riyadh

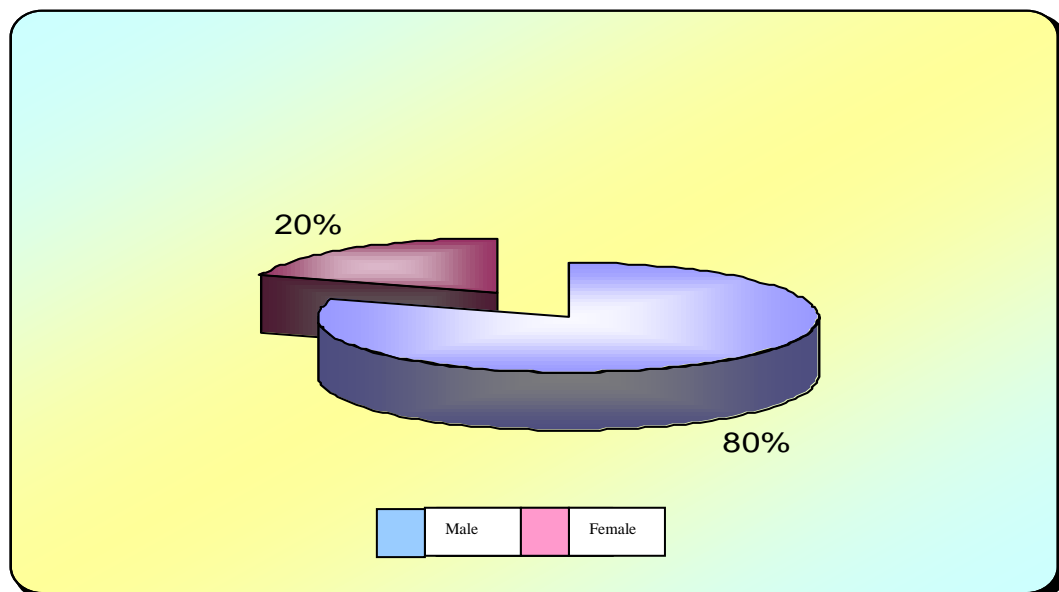


Figure (6)
Total of Cases as per nationality, Head Office - Riyadh

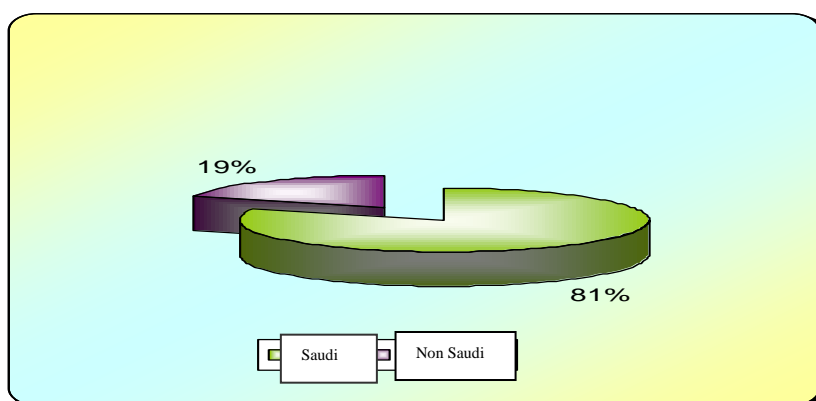


Table (22)
Total of Cases as per Kingdom Administration Areas, Head Office -

Area	Adm n.	Prisoners	Laborers	Family Violence	Personal Status	Civil Status	Juridical	Other	Total	%
Riyadh	124	98	114	57	51	24	18	70	556	47.00%
Eastern	19	28	15	1	2	1	3	4	73	6.20%
Qaseem	11	24	12	2	3	0	6	3	61	5.20%
Al Baha	7	2	0	0	1	0	0	0	10	0.80%
Jazzan	23	4	0	0	0	30	3	2	62	5.20%
Najran	5	8	1	1	0	0	0	1	16	1.40%
Assir	53	23	8	2	5	2	5	12	110	9.30%
Makka	46	25	20	4	5	3	3	10	116	9.80%
Madinah	15	12	1	1	2	0	1	2	34	2.90%
Hail	14	3	2	0	0	0	1	4	24	2.00%
Tabouk	19	3	1	2	0	0	0	5	30	2.50%
Nortern Boarder	4	7	1	0	1	1	1	0	15	1.30
Al Jouf	14	12	6	0	0	0	0	4	36	3.00%
Outside Kingdom	2	37	1	0	0	0	0	1	41	3.50%
Total	356	286	182	70	70	61	41	118	1184	100.00%
%	30%	24%	15%	6%	6%	5%	3%	10%	100%	

Figure (7)
Total of cases as per basic classification , Head Office – Riyadh

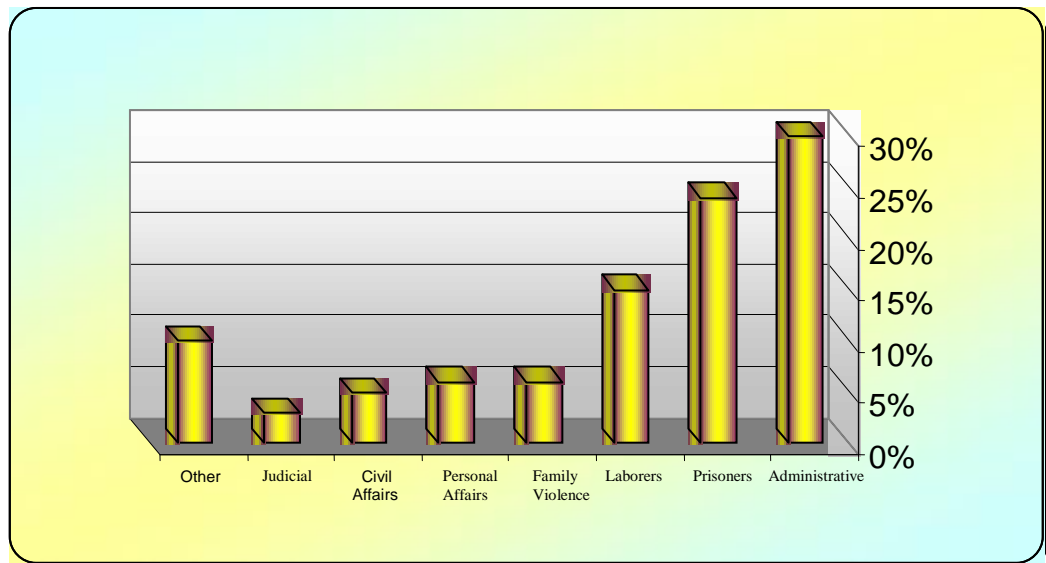
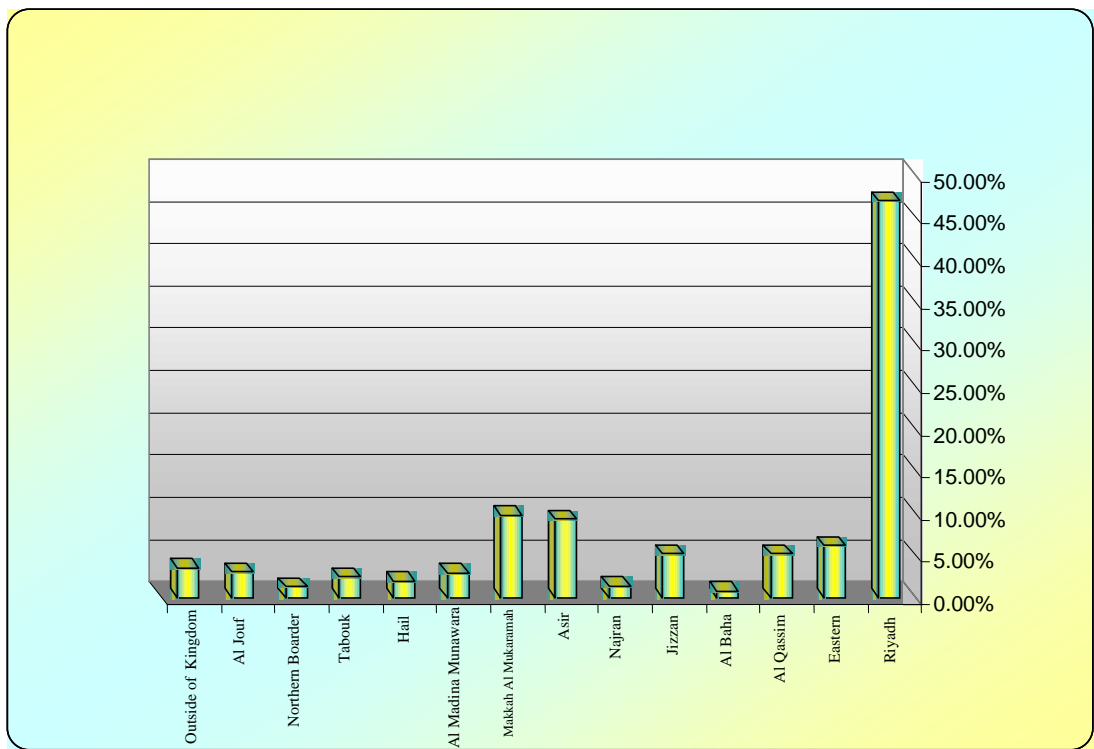


Figure (8)
Total of Cases as per Kingdom Administration Areas , Head
Office - Riyadh



Administration Cases

Table (23)

Administrative Cases as per Gender , Head Office - Riyadh

Gender	Number	Percentage
Male	315	88.48%
Female	14	11.52%
Total	356	100.00%

Table (24)

Administrative Cases as per Nationality, Head Office - Riyadh

Nationality	Number	Percentage
Saudis	342	96.07%
Egyptian	6	1.69%
Yemeni	3	0.84%
Palestinian	2	0.56%
Sudanese	1	0.28%
Syrian	1	0.28%
Filipino	1	0.28%
Total	356	100.00%

Table (25)**Administrative Cases as per City, Head office- Riyadh**

City	Number	Percentage
Al Riyadh	123	34.55%
Assir	48	13.48%
Jazzan	22	6.18%
Eastern Province	19	5.34%
Tabouk	19	5.34%
Makkah Al Mukaramah	18	5.06%
Al Madina Al Munawarah	15	4.21%
Hail	14	3.93%
Al Jouf	14	3.93%
Jeddah	13	3.65%
Al Taif	13	3.65%
Al Qaseem	11	3.09%
Al Baha	7	1.97%
Najran	5	1.40%
Al Namas	5	1.40%
Northern Boarder	4	1.12%
Egypt	2	0.56%
Al Mazkat Village	1	0.28%
Badae Al Badia village	1	0.28%
Nasifat Al Gazbiah village	1	0.28%
Wadi Sayal village	1	0.28%
Total	356	100.00%

Table (26)**Administrative Cases as per Case Classification, Head Office - Riyadh**

Case Classification	Number	Percentage
Objection to a Decision	60	16.85%
Attack and Assault from some administration bodies	35	9.83%
Bad customer service	34	9.55%
Arbitrary termination	30	8.43%
Aggression on properties	29	8.15%
Job status amendment	22	6.18%
Lengthy procedures duration	22	6.18%
Administration & Financial Entitlements	19	5.34%
Compensation demand	17	4.78%
Review application	13	3.65%
Psychological violence on the employee	13	3.65%
Unemployment	11	3.09%
Arbitrary Transfer	11	3.09%
Medical mistakes	9	2.53%
application to return to Job	8	2.25%
Application for execution of Judgment	6	1.69%
Unjustified pursuit	6	1.69%
Travel prevention due to administrative decision	4	1.12%
Transfer application	2	0.56%
Termination for accusation	2	0.56%
Arbitrary deportation	1	0.28%
Environment pollution	1	0.28%
Exemption application	1	0.28%
Total	356	100.00%

Table (27)**Administrative Cases as per addressed body , Head Office - Riyadh**

Address body	Number	Percentage
Security parties	66	18.54%
Ministry of Interior	53	14.89%
Ministry of Education	50	14.04%
Municipalities	34	9.55%
Ministry of Health	32	8.99%
Governors (Amara)	15	4.21%
Commission of Promotion of Virtues and Prevention of Vices	14	3.93%
Ministry of Water & Electricity	11	3.09%
Ministry Civil Service	10	2.51%
Ministry of Endowment & Islamic Affairs	7	1.97%
Ministry of Social Affairs	7	1.97%
Ministry of High Education	7	1.97%
Drugs Control Dept.	5	1.40%
Ministry of Justice	5	1.40%
General Organization of Social Insurance	4	1.12%
Communication & Information Technology Corporation	4	1.12%
Saudi Arabian Monetary Agency	3	0.84%
Investigation & Public Allegation Authority	3	0.84%
Civil Defense	3	0.84%
Ministry of Labor	3	0.84%
Ministry of Transportation	3	0.84%
Traffic	3	0.84%

Chamber of Commerce & Industry	2	0.56%
Ministry of Agriculture	2	0.56%
Capital market Authority	2	0.56%
Ministry of Post, Telegram, Telephone	2	0.56%
Ministry of Information	2	0.56%
Arab Embassy	1	0.28%
Royal Commission for Jubail and Yanbu	1	0.28%
Council of Ministers Presidency Divan	1	0.28%
Aramco Co.	1	0.28%
Total	356	100.00%

Table (28)

Prisoners Cases as per Gender, Head Office - Riyadh

Gender	Number	Percentage
Male	276	96.50%
Female	10	3.50%
Total	286	100.00%

Table (29)

Prisoners Cases as per Nationality , Head Office - Riyadh

Nationality	Number	Percentage
Saudi	253	88.46%
Egyptian	7	2.45%
Sudanese	4	1.40%
Syrian	3	1.05%
Indian	3	1.05%
Palestinian	2	0.70%
Yemeni	2	0.70%
Sri-Lankan	2	0.70%
Jordanian	2	0.70%
Pakistani	2	0.70%
Without	2	0.70%
Bangladesh	1	0.35%
Filipinos	1	0.35%
Morocco	1	0.35%
Greece	1	0.35%
Total	286	100.00%

Table (30)**Prisoners Cases as per city , Head Office - Riyadh**

City	Number	Percentage
Al Riyadh	98	34.27%
Iraq	31	10.84%
Eastern province	28	9.79%
Assir	16	5.59%
Buraidah	13	4.55%
Jeddah	13	4.55%
Al Qassim	11	3.85%
Al Madinah Al Munawarah	11	3.85%
Najran	8	2.80%
Al Jouf	8	2.80%
Makkah Al Mukaramah	7	2.45%
Arrar	6	2.10%
Khamis Mushait	5	1.75%
Al Taif	5	1.75%
Jazzan	4	1.40%
Sakaka	3	1.05%
Tabouk	3	1.05%
Hail	3	1.05%
America	3	1.05%
Sarat Obaida	2	0.70%
Al Baha	2	0.70%
Al Gurayat	1	0.35%
Israel	1	0.35%
Dubai	1	0.35%

Rafha	1	0.35%
Egypt	1	0.35%
Yanbu	1	0.35%
Total	286	100.00%

Table (31)

Prisoners Cases as per Case Classification, Head Office - Riyadh

Case classification	Number	Percentage
Complaint of non trial	91	31.82%
Release request	91	31.82%
application for Exemption from the remaining duration	28	9.79%
Psychological violence on the prisoner	24	8.39%
Bad treatment, assault and violation of regulation inside prison	16	5.59%
Completion of judgment period and not released	15	5.24%
Health status tumble in the prison	7	2.45%
Application to transfer to other prison	5	1.75%
Health care application	4	1.40%
Visit prevention	3	1.05%
Deportation request	2	0.70%
Total	286	100.00%

Table (32)**Prisoners Cases as per addressed , Head Office - Riyadh**

Addressed	Number	Percentage
General Directorate of Jails	170	59.44%
Public Investigations	70	24.48%
Police	13	4.55%
Investigation & Public Allegation Authority	7	2.45%
Ministry of Interior	6	2.10%
Favor following & Abominable forbid Authority	3	1.05%
Traffic	2	0.70%
Unite States of America President	2	0.70%
Social Observation House	2	0.70%
Governors (Amarah)	1	0.35%
Yemen ambassador in Saudi Arabia	1	0.35%
Security Bodies	1	0.35%
Public Rights	1	0.35%
Civil Rights	1	0.35%
International Red Cross in Cairo	1	0.35%
Saudi Embassy in Russia	1	0.35%
Passports Dept.	1	0.35%
Drugs Control Dept.	1	0.35%
Iranian Embassy in Saudi Arabia	1	0.35%
Ministry of Islamic Affairs	1	0.35%
Total	288	100.00%

Table (33)
Laborer cases as per Gender, Head Office - Riyadh

Gender	Number	Percentage
Male	169	92.86%
Female	13	7.14%
Total	182	100.00%

Table (34)
Laborer Cases as per nationality , Head Office - Riyadh

Nationality	Number	Percentage
Egyptian	51	28.02%
Saudis	49	26.92%
Bangladeshi	16	8.79%
Syrian	15	8.24%
Sudanese	14	7.69%
Pakistani	7	3.85%
Indian	5	2.75%
Yemeni	4	2.20%
Indonesia	3	1.65%
Filipino	3	1.65%
Eritrea	2	1.10%
Sri-Lankan	2	1.10%
Palestinian	2	1.10%
Jordanian	2	1.10%
American	1	0.55%
Lebanese	1	0.55%
Morocco	1	0.55%
Unknown	4	2.20%
Total	182	100.00%

Table (35)**Laborer Cases as per city, Head Office - Riyadh**

City	Number	Percentage
Al Riyadh	114	62.64%
Jeddah	16	8.79%
Al Qassim	7	3.85%
Al Jubail	5	2.75%
Hafr Al Batin	4	2.20%
Dammam	4	2.20%
Al Jouf	4	2.20%
Al Rass	3	1.65%
Khamis Mushait	3	1.65%
Assir	2	1.10%
Hail	2	1.10%
Abha	2	1.10%
Makkah Al Mukaramah	2	1.10%
Al Ahsa	1	0.55%
Al Khobar	1	0.55%
Al Shamasiya	1	0.55%
Al Taif	1	0.55%
Al Laith	1	0.55%
Al Madinah Al Munawarah	1	0.55%
Buraidah	1	0.55%
Beesha	1	0.55%
Tabouk	1	0.55%
Domat Al Jandal	1	0.55%
Sakaka Al Jouf	1	0.55%

Onaiza	1	0.55%
Egypt	1	0.55%
Najran	1	0.55%
Total	182	100.00%

Table (36)

Laborer Cases as per Case Classification, Head Office - Riyadh

Case classification	Number	Percentage
Laborer application for his financial rights	78	42.86%
Psychical violence to labor	42	23.08%
Arbitrary termination	21	11.54%
Objection to a decision	9	4.95%
Application for transfer of Sponsorship	9	4.95%
Compulsion to pay Iqama renewal payment	7	3.85%
Termination for accusation	5	2.75%
Compulsory deportation	5	2.75%
Prevent the laborer to travel to his country	3	1.65%
Compulsion for early retirement	1	0.55%
Delay of appointment decision	1	0.55%
Deprive from promotion	1	0.55%
Total	182	100.00%

Table (37)

Laborer cases as per Offending, Head Office - Riyadh

Offending	Number	Percentage
National companies	90	49.45%
Sponsors	79	43.41%
Saudi banks	8	4.40%
Laborers	2	1.10%
Supreme Committees for commercial disputes	2	1.10%
Foreign Embassies	1	0.55%
Total	182	100.00%

Table (38)

Family violence cases as per Gender, Head Office - Riyadh

Gender	Number	Percentage
Female	63	90.00%
Male	7	10.00%
Total	70	100.00%

Table (39)

Family Violence Cases as per nationality, Head Office - Riyadh

Nationality	Number	Percentage
Saudis	69	98.57%
Syrian	1	1.43%
Total	70	100.00%

Table (40)
Family Violence cases as per city, Head Office - Riyadh

City	Number	Percentage
Al Riyadh	56	80.00%
Jeddah	4	5.71%
Al Qassim	2	2.86%
Abha	2	2.86%
Al Ahsa	1	1.43%
Al Taif	1	1.43%
Al Majmaa	1	1.43%
Tabouk	1	1.43%
Debaa	1	1.43%
Najran	1	1.43%
Total	70	100.00%

Table (41)
Family violence cases as per case classification, Head Office - Riyadh

Case classification	Number	Percentage
Psychical and Psychological violence	40	57.14%
Prevention from marriage	17	24.29%
Violence resulting from addiction	5	7.14%
Application for Residence	3	4.29%
Accusation & Slander	2	2.86%
Prevention from Education	2	2.86%
Sexual abuse	1	1.43%
Total	70	100.00%

Table (42)
Family violence cases as per Offender, Head Office – Riyadh

offender	Number	Percentage
Fathers	24	34.29%
Husbands	14	20.00%
Brothers	8	11.43%
Relatives	6	8.57%
Divorces	6	8.57%
Stepmothers	4	5.71%
Mothers	3	4.29%
Daughters	1	1.43%
Wife	1	1.43%
Uncles	1	1.73%
Wife relatives	1	1.43%
Sisters in law	1	1.43%
Total	70	100.00%

Table (43)
Personal Affairs cases as per Gender, Head Office - Riyadh

Gender	Number	Percentage
Female	60	85.71%
Male	10	14.49%
Total	70	100.00%

Table (44)
Personal Affairs cases as per nationality, Head Office - Riyadh

Nationality	Number	Percentage
Saudis	64	91.43
Jordanian	1	1.43%
Bahrain	1	1.43%
Without	1	1.43%
Somalia	1	1.43%
Palestine	1	1.43%
Egyptian	1	1.43%
Total	70	100.00%

Table (45)
Personal Affairs cases as per city, Head Office - Riyadh

City	Number	Percentage
Riyadh	51	72.86%
Al Qassim	3	4.29%
Jeddah	3	4.29%
Makkah Al Makaramah	2	2.86%
Abha	2	2.86%
Dammam	2	2.86%
Al Madinah Al Munawarah	2	2.86%
Al Baha	1	1.43%
Balsamar	1	1.43%
Tanoomah	1	1.43%
Khamis Mushait	1	1.43%
Arrar	1	1.43%
Total	70	100.00%

Table (46)
Personal Affairs cases as per case classification, Head Office – Riyadh

Classification	Number	Percentage
Suspension & desertion	17	24.29%
Nursing	14	20.00%
Alimony	11	15.71%
Divorce	10	14.29%
Prevention from see sons	10	14.29%
Prevention from inheritance	6	8.57%
Removal of guardianship	2	2.86%
Total	70	100.00%

Table (47)
Personal Affairs cases as per Offender , Head Office - Riyadh

Offender	Number	Percentage
Husbands	28	40.00%
Divorces	17	24.29%
Brothers	7	10.00%
Wife's	4	5.71%
Fathers	4	5.71%
Stepmothers	3	4.29%
Cousins	2	2.86%
Sisters	1	1.43%
Sons	1	1.43%
Relatives	1	1.43%
Husband relatives	1	1.43%
Brothers in law	1	1.43%
Total	70	100.00%

Table (48)
Civil Affairs cases as per Gender, Head Office - Riyadh

Gender	Number	Percentage
Male	41	67.21%
Female	20	32.79%
Total	61	100.00%

Table (49)
Civil Affairs cases as per nationality, Head Office - Riyadh

Nationality	Number	Percentage
Saudi	40	65.57%
Yemeni	19	31.15%
Sudanese	1	1.64%
Egyptian	1	1.64%
Total	61	100.00%

Table (50)
Civil Affair cases as per city, Head Office - Riyadh

City	Number	Percentage
Jazzan	29	47.54%
Al Riyadh	24	39.34%
Jeddah	2	3.28%
Dammam	1	1.64%
Al Taif	1	1.64%
Al Namas	1	1.64%
Abha	1	1.64%
Samta	1	1.64%
Arrar	1	1.64%
Total	61	100.00%

Table 51
Civil Affairs cases as per case classification , Head Office - Riyadh

Classification	Number	Percentage
Nationality application	34	55.74%
Identification documents	24	39.34%
Nationality recovery application	3	4.92%
Total	61	100.00%

Table (52)
Civil Affairs cases as per Offender , head office - Riyadh

Offender	Number	Percentage
Civil Affairs	46	75.415
Fathers	4	6.56%
Husbands	4	6.56%
Divorces	4	6.56%
Ministry of Interior	2	3.28%
Stepmothers	1	1.64%
Total	61	100.00%

Table (53)
Juridical cases as per Gender, Head office – Riyadh

Gender	Number	Percentage
Male	36	87.80%
Female	5	12.20%
Total	41	100.00%

Table (54)
Juridical cases as per nationality, Head Office – Riyadh

Nationality	Number	Percentage
Saudis	36	87.80%
Egyptians	3	7.32%
Sudanese	1	2.44%
Filipinos	1	2.44%
Total	30	100.00%

Table (55)
Juridical cases as per city, Head Office- Riyadh

City	Number	Percentage
Al Riyadh	18	43.90%
Jazzan	3	7.32%
Jeddah	2	4.88%
Al Qassim	2	4.88%
Oglat Al Sogoor	2	4.88%
Khamis Mushait	2	4.88%
Al hassa	1	2.44%
Al Khaobar	1	2.44%
Al Rass	1	2.44%
Al Taif	1	2.44%
Al Madinah Al Munwarah	1	2.44%
Ahad Rufaida	1	2.44%
Buraida	1	2.44%
Beesha	1	2.44%
Tuhamat Assir	1	2.44%

Hail	1	2.44%
Hafr Al Batin	1	2.44%
Rafha	1	2.44%
Total	41	100.00%

Table (56)

Juridical cases as per classification , Head Office – Riyadh

Classification	Number	Percentage
Objection to judgment	26	63.71%
Bad treatment from the judge	10	24.39%
Lengthy procedures duration	4	9.76%
Review application	1	2.44%
Total	41	100.00%

Table (57)

Juridical case as per Offender, Head Office- Riyadh

Offender	Number	Percentage
Judgment	37	90.24%
Judges	4	9.76%
Total	41	100.00%

Table (58)

"Other" cases as per Gender, Head office – Riyadh

Gender	Number	Percentage
Male	95	80.51%
Female	23	19.49%
Total	118	100.00%

Table (59)
Other cases as per nationality, Head Office – Riyadh

Nationality	Number	Percentage
Saudis	104	88.14%
Syrian	3	2.54%
Palestinian	3	2.54%
Egyptian	2	1.69%
Lebanese	1	0.85%
Yemeni	1	0.85%
Unknown	4	3.39%
Total	118	100.00%

Table (60)
Other cases as per city, Head office- Riyadh

City	Number	Percentage
Al Riyadh	70	59.32%
Assir	8	6.78%
Makkah Al Mukaramah	6	5.08%
Tabouk	5	4.24%
Arrar	4	3.39%
Khamis Mushait	3	2.54%
Jeddah	3	2.54%
Al Jouf	3	2.54%
Al Qassim	2	1.69%
Jazzan	2	1.69%
Al Khobar	2	1.69%
Al Ahssa	1	0.85%

Al Khafji	1	0.85%
Al Taif	1	0.85%
Al Gurayat	1	0.85%
Al Madinah Al Munawarah	1	0.85%
Abha	1	0.85%
Buraida	1	0.85%
British	1	0.85%
Najran	1	0.85%
Yanbu	1	0.85%
Total	118	100.00%

Table (61)
Other cases as per classification , Head Office of Riyadh

Classification	Number	Percentage
Disputes between individuals and companies	60	50.85%
Financial assistance	44	37.29%
Submission of lawful consultants	14	11.86%
Total	118	100.00%

Table (62)
Other cases as per Offender, Head office – Riyadh

Offender	Number	Percentage
Individuals	30	25.42%
National companies	20	16.95%
Saudi banks	11	9.32%
National hospitals	1	0.85%
Unknown	8	6.78%
Not available	48	40.68%
Total	118	100.00%

Chapter (3)

**Cases received by the National Society for
Human Rights – Makkah AL Mukkaramah
1427G (2006)**

Table (63)
Total of cases received as per offending body and nationality, Makkarh
Al Mukaramah Region Branch

Cases type	Gender		Nationality	
	Male	Female	Saudis	Non Saudis
Administrative	267	68	299	36
Prisoners	165	6	112	59
Laborers	78	26	25	79
Family violence	40	224	238	28
Personal affairs	18	147	139	26
Civil affairs	51	78	61	68
Juridical	66	15	71	10
Others	178	76	217	37
Total	863	640	1162	341
Grand total	1503		1503	

Figure (9)
Total of cases as per Gender, Makkah Al Mukaramah Branch

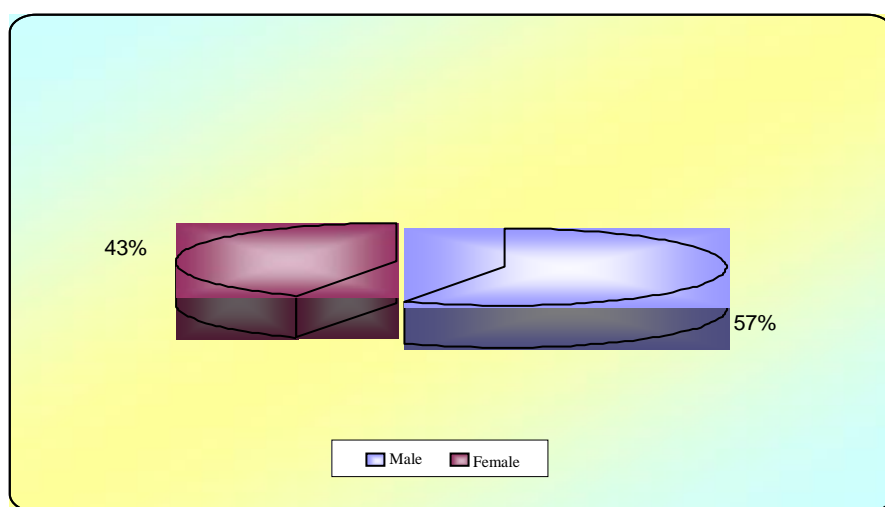


Figure (10)
Total of cases as per nationality, Makkah Al Mukaramah Branch

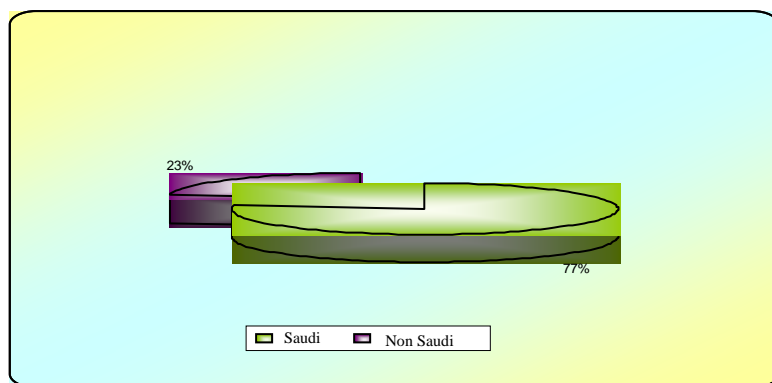


Table (64)
Total of cases as per Kingdom Administrative Areas, Makkah Al Mukaramah Region Branch

Area	Admi n.	Prisoners	Laborers	Family Violence	Personal Affairs	Civil Affairs	Juridical	Others	Total	percentage
Makkah	291	133	95	255	161	123	68	228	1354	90.09%
Riyadh	1	0	0	2	0	1	1	1	6	0.40%
Al Qassim	0	0	0	0	0	0	0	0	0	0.00%
Assir	7	1	2	1	0	0	3	2	16	1.06%
Al Baha	6	4	0	0	1	0	0	4	15	1.00%
Najran	0	3	0	0	0	2	0	1	6	0.40%
Eastern	0	2	0	1	0	0	0	0	3	0.20%
Jazzan	3	1	0	0	0	0	0	1	5	0.33%
Al Madinah	18	12	5	2	3	2	7	13	62	4.13%
Hail	0	1	0	0	0	0	0	0	1	0.07%
Tabouk	7	4	1	2	0	1	0	1	16	1.06%
Northern Boarder	1	0	0	1	0	0	0	0	2	0.13%
Al Jouf	1	1	0	0	0	0	2	2	6	0.40%
Outside Kingdom	0	9	1	0	0	0	0	1	11	0.73%
Total	335	171	104	264	165	129	81	254	1503	100.00%
Percentage	22%	11%	7%	18%	11%	9%	5%	17%	100%	

Figure (11)
Total of cases as per basic classifications, Makkah Al Mukaramah Region Branch

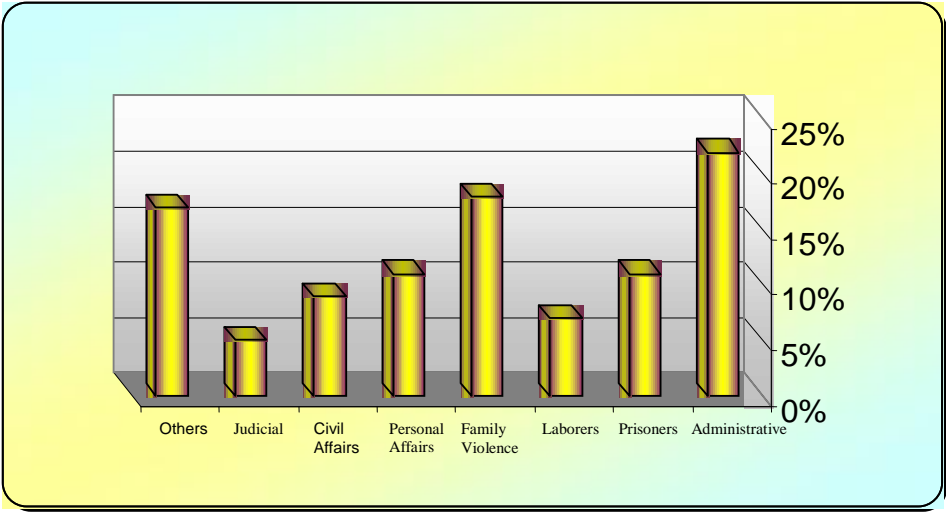


Figure (12)
Total of cases as per Kingdom administrative Areas, Makkah Al Mukaramah Region Branch

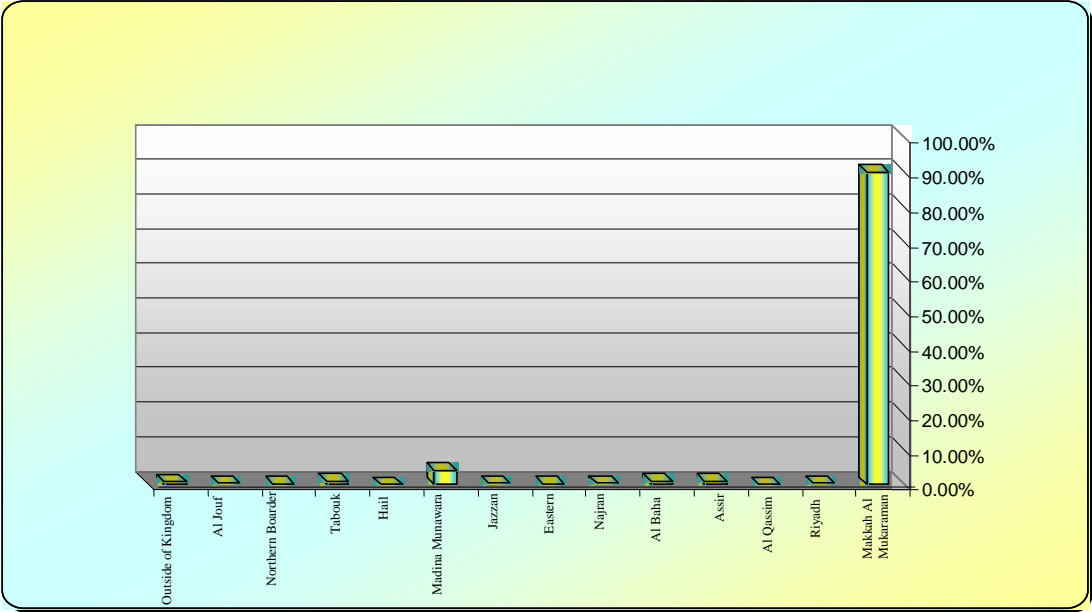


Table (65)
Administrative Cases as per Gender , Makkah Al Mukaramah Branch

Gender	Number	Percentage
Male	267	79.70%
Female	68	20.30%
Total	335	100.00%

Table (66)
Administrative Cases as per nationality, Makkah Al Mukaramah Branch

Nationality	Number	Percentage
Saudis	299	89.25
Egyptian	8	2.39
Yemeni	7	2.09
Jordanian	4	1.19
Pakistani	4	1.19
Palestinian	3	0.90
Sudanese	2	0.60
Without	2	0.60
Ethiopian	1	0.30
Eritrean	1	0.30
Afghanistan	1	0.30
Burma	1	0.30
Filipinos	1	0.30
Nigerian	1	0.30
Total	355	100.00%

Table (67)
Administrative Cases as per city, Makkah Al Mukaramah Region Branch

City	Number	Percentage
Jeddah	228	68.06%
Al Taif	25	7.46%
Makkah Al Mukaramah	24	7.16%
Al Madinah Al Munawarah	16	4.78%
Al Baha	6	1.79%
Tabouk	6	1.79%
Al Laith	4	1.19%
Abha	4	1.19%
Rabigh	4	1.19%
Al Gonfoza	2	0.60%
Jazzan	2	0.60%
Yanbu	2	0.60%
Al Jamoom	1	0.30%
Al Kharj	1	0.30%
Al Gurayat	1	0.30%
Arrar	1	0.30%
Amlug	1	0.30%
Tathleeth	1	0.30%
Garool	1	0.30%
Hagar	1	0.30%
Khulais	1	0.30%
Khamis Mushait	1	0.30%
Sabiya	1	0.30%
Mahayil Assir	1	0.30%
Total	335	100.00%

Table (68)
Administrative Cases as per classification, Makkah Al Mukaramah
Branch

Classification	Number	Percentage
Lengthy of procedures duration	47	14.03%
Bad customer service	28	8.36%
Objection to a decision	28	8.36%
Request for Judgment execution	27	8.06%
Attack and assault from some administration bodies	26	7.76%
Aggression to properties	24	7.16%
Financial and Administration Entitlements	21	6.27%
Arbitrary termination	20	5.97%
Review application	20	5.97%
Job status amendment	14	4.18%
Transfer application	12	3.58%
Medial mistakes	11	3.28%
Unemployment	11	3.28%
Psychological violence on the employee	9	2.69%
Application to return to Job	8	2.39%
Non regulatory pursuit	8	2.39%
Termination for accusation	7	2.09%
Request of Compensation	6	1.79%
Compulsory deportation	4	1.19%
Traveli Prevention due to administrative decision	3	0.90%
Exemption application	1	0.30%
Total	335	100.00%

Table (69)**Administrative Cases as per addressed Body, Makkah Al Mukaramah Branch**

Addressed Body	Number	Percentage
Police	85	25.37%
Municipalities	35	10.45%
Ministry of Interior	33	9.85%
Ministry of Education	30	8.96%
Ministry of Health	28	8.36%
Ministry of Labor and Social Affairs	19	5.67%
Ministry of High Education	12	3.58%
Ministry of Water & Electricity	12	3.58%
Passports	10	2.99%
Saudi Airlines	9	2.69%
Ministry of Justice	9	2.69%
Ministry of Finance	8	2.39%
Favor following & Abominable forbid Authority	7	2.09%
Governors (Amarah)	7	2.09%
Ministry of Civil Service	6	1.79%
Civil Affairs	4	1.19%
Traffic	4	1.19%
Ministry of Commercial	4	1.19%
Ministry of Defense & Aviation	4	1.19%
Royal Divan	2	0.60%
Drugs Control	2	0.60%
Ministry of Information	2	0.60%
National Guard	1	0.30%
Ministry of Agriculture	1	0.30%
Ministry of Transportation	1	0.30%
Total	335	100.00%

Table (70)
Prisoners Cases as per Gender, Makkah Al Mukaramah Branch

Gender	Number	Percentage
Male	165	96.49%
Female	6	3.51%
Total	171	100.00%

Table (71)
Prisoners Cases as per Nationality, Makkah Al Mukaramah Branch

Nationality	Number	Percentage
Saudis	112	65.50%
Egyptian	12	7.02%
Yemeni	9	5.26%
Sudanese	8	4.68%
Pakistani	7	4.09%
Filipino	6	3.51%
Syrian	4	2.34%
Nigerian	2	1.17%
Indian	2	1.17%
Jordanian	2	1.17%
Bangladeshi	2	1.17%
Spanish	1	0.58%
Ethiopian	1	0.58%
Burma	1	0.58%
Sri-Lanka	1	0.58%
Omani	1	0.58%
Total	171	100.00%

Table (72)
Prisoners cases as per city, Makkah Al Mukaramah Branch

City	Number	Percentage
Jeddah	108	63.16%
Makkah Al Mukaramah	14	8.19%
Al Madina Al Munawarah	12	7.02%
Al Taif	7	4.09%
Iraq	6	3.51%
Tabouk	4	2.34%
Al Baha	3	1.75%
Najran	3	1.75%
Al Ahsa	2	1.17%
Rabigh	2	1.17%
Khartoum	1	0.58%
Cairo	1	0.58%
Al Gurayat	1	0.58%
Al Gonfoda	1	0.58%
United States of America	1	0.58%
Abha	1	0.58%
Bahra	1	0.58%
Jazzan	1	0.58%
Hail	1	0.58%
Galwa	1	0.58%
Total	171	100.00%

Table (73)
Prisoners Cases as per classification , Makkah Al Mukaramah Branch

Classification	Number	Percentage
Release request	106	61.99%
Complaint of non trial	18	10.53%
Judgment completion of & not released	12	7.02%
Bad treatment, assault and violation of regulations inside prison	11	6.43%
Objection on prisoner deportation	9	5.26%
Health care application	4	2.34%
Application for exemption from the remaining period	3	1.75%
Application to transfer to other prison	2	1.17%
Prevention from Visit	2	1.17%
Health status tumble in the prison	2	1.17%
Deportation demand	1	0.58%
Psychological violence on the prisoner	1	0.58%
Total	171	100.00%

Table (74)

**Prisoners cases as per addressed body, Makkah Al Mukaramah
Branch**

Addressed	Number	Percentage
General Directorate of Jails	121	70.76%
Police	17	9.94%
Passport office	15	8.77%
Ministry of Iraqi Human Rights	6	3.51%
Governors (Amarah)	5	2.92%
U.S.A. President	3	1.75%
Drugs Control	3	1.75%
Boarder Guard Prison	1	0.58%
Total	171	100.00%

Table (75)

Laborers Cases as per Gender, Makkah Al Mukaramah Branch

Gender	Number	Percentage
Male	78	75.00%
Female	26	25.00%
Total	104	100.00%

Table (76)
Laborer Cases as per nationality, Makkah Al Mukaramah Branch

Nationality	Number	Percentage
Egypt	34	32.69%
Saudis	25	24.04%
Sudanese	8	7.69%
Indian	7	6.73%
Pakistani	5	4.81%
Syrian	4	3.85%
Jordanian	3	2.88%
Morocco	3	2.88%
Indonesia	3	2.88%
Tunisian	2	1.92%
Sri Lanka	2	1.92%
Yemeni	2	1.92%
Palestinian	2	1.92%
Canadian	2	1.92%
Eritrean	1	0.96%
Lebanese	1	0.96%
Total	104	100.00%

Table (77)
Laborer Cases as per city, Makkah Al Mukaramah Branch

City	Number	Percentage
Jeddah	81	77.88%
Makkah Al Mukaramah	10	9.62%
Al Taif	3	2.88%
Al Madinah Al Munawarah	3	2.88%
Yanbu	2	1.92%
Abha	2	1.92%
Tabouk	1	0.96%
Rabigh	1	0.96%
Egypt	1	0.96%
Total	104	100.00%

Table (78)
Laborer Tables as per Classification, Makkah Al Mukaramah Branch

Classification	Number	Percentage
Psychological violence on the labor	32	30.77%
Labor demand for his financial right	27	25.96%
Sponsorship transfer application	12	11.54%
Arbitrary termination	10	9.62%
Compulsion to pay Iqama renewal payment	7	6.73%
Prevent the laborer to travel to his country	4	3.85%
Objection to decision	4	3.85%
Compulsory deportation	2	1.92%
Deprive from promotion	2	1.92%
Job returning application	2	1.92%
Force for work	1	0.96%
Termination for accusation	1	0.96%
Total	104	100.00%

Table (79)
Laborer cases as per Offender, Makkah Al Mukaramah Branch

Offender	Number	Percentage
Sponsors	71	68.27%
National Companies	28	26.92%
National Hospitals	3	2.88%
National Schools	1	0.96%
Recruitment Offices	1	0.96%
Total	104	100.00%

Table (80)
Family violence cases as per Gender, Makkah Al Mukaramah Branch

gender	Number	Percentage
Female	224	84.85%
Male	40	15.15%
Total	264	100.00%

Table (81)
Family violence Cases as per nationality, Makkah Al Mukaramah Branch

Nationality	Number	Percentage
Saudis	238	90.15%
Egyptian	7	2.65%
Yemeni	7	2.65%
Pakistani	3	1.14%
Jordanian	1	0.38%
American	1	0.38%
Sudanese	1	0.38%
Syrian	1	0.38%
Somalia	1	0.38%

Canadian	1	0.38%
Lebanese	1	0.38%
Morocco	1	0.38%
Nigerian	1	0.38%
Total	264	100.00%

Table (82)
Family violence cases as per city, Makkah Al Mukaramah Branch

City	Number	Percentage
Jeddah	219	82.95%
Makkah Al Mukaramah	21	7.95%
Al Taif	12	4.55%
Al Riyadh	2	0.76%
Al Madinah Al Munawarah	2	0.76%
Tabouk	2	0.76%
Dammam	1	0.38%
Al Laith	1	0.38%
Beesha	1	0.38%
Thoal	1	0.38%
Rabigh	1	0.38%
Arrar	1	0.38%
Total	264	100.00%

Table (83)
Family violence as per classification, Makkah Al Mukaramah Branch

Classification	Number	Percentage
Psychical & psychological violence	169	64.02%
Application for residence	22	8.33%
Violence resulting from addiction	21	7.95%
Sexual abuse	18	6.82%
Prevention from Education	8	3.03%
Prevention from marriage	8	3.03%
Accusation & slander	6	2.27%
Prevention to see mother	6	2.27%
Prevention to salary	4	1.52%
Prevention to work	2	0.76%
Total	264	100.00%

Table (84)
Family violence cases as per offender, Makkah Al Mukaramah Branch

Offender	Number	Percentage
Husbands	107	40.53%
Fathers	82	31.06%
Relatives	15	5.68%
Brothers	13	4.92%
Stepmothers	9	3.41%
Mothers	6	2.27%
Divorcers	6	2.27%
Sons	9	3.41%
Grandfathers	3	1.14%
Husband's relatives	3	1.14%

Grandmothers	3	1.14%
Uncles	2	0.76%
Cousins	1	0.38%
Sisters	1	0.38%
Uncles	1	0.38%
Divorces	1	0.38%
Mother relatives	1	0.38%
Bride relatives	1	0.38%
Total	264	100.00%

Table (85)
Personal Affairs cases as per offending body , Makkah Al Mukaramah Branch

Offending body	Number	Percentage
Female	147	89.09%
Male	18	10.91%
Total	165	100.00%

Table (86)
Personal Affairs cases as per nationality, Makkah Al Mukaramah Branch

Nationality	Number	Percentage
Saudi	139	84.24%
Yemeni	12	7.27%
Egyptian	4	2.42%
Pakistani	2	1.21%
Palestinian	2	1.21%
Jordanian	1	0.61%

Sudanese	1	0.61%
Somalia	1	0.61%
Filipinos	1	0.61%
Morocco	1	0.61%
Indian	1	0.61%
Total	165	100.00%

Table (87)
Personal Affairs cases as per city, Makkah Al Mukaramah Branch

City	Number	Percentage
Jeddah	139	84.24%
Makkah Al Mukaramah	19	11.52%
Al Madinah Al Munawarah	3	1.82%
Al Taif	2	1.21%
Al Baha	1	0.61%
Renia	1	0.61%
Total	165	100.00%

Table (88)
Personal Affairs cases as per classification, Makkah Al Mukaramah Branch

Classification	Number	Percentage
Prevention from see sons	37	22.42%
Divorce	33	20.00%
Nursing	30	18.18%
Alimony	26	15.76%
Suspension & desertion	20	12.12%
Prevention fro inheritance	14	8.48%
Non confession of marriage and divorce	4	2.42%
Removal of guardian	1	0.61%
Total	165	100.00%

Table (89)
Personal Affairs cases as per Offender, Makkah Al Mukaramah Branch

offender	Number	Percentage
Husbands	69	41.82%
Divorcers	37	22.42%
Relatives	24	14.55%
Father	16	9.70%
Brothers	7	4.24%
wives	3	1.82%
Bridegroom relative	3	1.82%
Cousins	2	1.21%
Divorces	2	1.21%
wives relatives	1	0.61%
Stepmothers	1	0.61%
Total	165	100.00%

Table (90)
Civil Affairs cases as per Gender, Makkah Al Mukaramah Branch

Gender	Number	Percentage
Male	78	60.47%
Female	51	39.53%
Total	129	100.00%

Table (91)
Civil Affairs cases as per nationality, Makkah Al Mukaramah Branch

Nationality	Number	Percentage
Saudis	61	47.29%
Yemeni	21	16.28%
Without	11	8.53%
Egyptian	9	6.98%
Palestinian	8	6.20%
Sudanese	4	3.10%
Indian	2	1.55%
Ethiopian	2	1.55%
Uganda	2	1.55%
Pakistani	2	1.55%
Eritrean	1	0.78%
Jordanian	1	0.78%
Syrian	1	0.78%
Swedish	1	0.78%
Somalia	1	0.78%
Iraqi	1	0.78%
Cameron	1	0.78%
Total	129	100.00%

Table (92)
Civil Affairs cases as per city, Makkah Al Mukaramah Branch

City	Number	Percentage
Jeddah	108	83.72%
Makkah Al Mukaramah	11	8.53%
Al Taif	3	2.33%
Al Madinah Al Munawarah	2	1.55%
Najran	2	1.55%
Al Riyadh	1	0.78%
Al Laith	1	0.78%
Tabouk	1	0.78%
Total	129	100.00%

Table (93)
Civil Affairs cases as per classification, Makkah Al Mukaramah Branch

Classification	Number	Percentage
Identification documents	100	77.52%
Nationality application	24	18.60%
Nationality recovery application	5	3.88%
Total	129	100.00%

Table (94)
Civil Affairs as per Offender, Makkah Al Mukaramah Branch

offender	Number	Percentage
Civil Affairs	53	41.09%
Individuals	19	14.73%
Passport Office	16	12.40%
Ministry of Interior	14	10.85%
Fathers	12	9.30%
Husbands	7	5.43%
Divorces	2	1.55%
Ministry of Education	2	1.55%
Police	1	0.78%
Labor & Laborer office	1	0.78%
Ministry of Foreign Affairs	1	0.78%
Ministry of Justice	1	0.78%
Total	129	100.00%

Table (95)
Juridical cases as per Gender , Makkah Al Mukaramah Branch

Gender	Number	Percentage
Male	66	81.48%
Male	15	18.52%
Total	81	100.00%

Table (96)

Juridical cases as per nationality, Makkah Al Mukaramah Branch

Nationality	Number	Percentage
Saudis	71	87.65%
Yemeni	3	3.70%
Sudanese	2	2.47%
Egyptian	2	2.47%
Jordanian	1	1.23%
Palestinian	1	1.23%
Kuwaitis	1	1.23%
Total	81	100.00%

Table (97)

Juridical cases as per city, Makkah Al Mukaramah Branch

City	Number	Percentage
Jeddah	52	64.20%
Makkah Al Mukaramah	10	12.35%
Al Madinah Al Munawarah	7	8.64%
Al Taif	4	4.94%
Al Jouf	2	2.47%
Khamis Mushait	2	2.47%
Al Gonfoza	2	2.47%
Al Riyadh	1	1.23%
Abha	1	1.23%
Total	81	100.00%

Table (98)

Juridical cases as per classification, Makkah Al Mukaramah Branch

Classification	Number	Percentage
Objection to judgment	47	58.02%
Lengthy procedures duration	20	24.69%
Bad treatment from the judge	7	8.64%
Review application	7	8.64%
Total	81	100.00%

Table (99)

Juridical cases as per Offender, Makkah Al Mukaramah Branch

offender	Number	Percentage
Juridical	73	9.12%
Judges	7	8364%
Forensic Medical Committee	1	1.23%
Total	81	100.00%

Table (100)

"Others" cases as per Gender, Makkah Al Mukaramah Branch

Gender	Number	Percentage
Male	178	70.08%
Female	76	29.92%
Total	254	100.00%

Table (101)

"Others" cases as per nationality , Makkah Al Mukaramah Branch

Nationality	Number	Percentage
Saudis	217	85.43%
Palestinian	9	3.54%
Yemeni	7	2.76%
Egyptian	6	2.36%
Sudanese	5	1.97%
Indian	3	1.18%
Pakistani	2	0.79%
Somalia	2	0.79%
Filipino	1	0.39%
Bangladesh	1	0.39%
South Africa	1	0.39%
Total	254	100.00%

Table (102)**"Other" cases as per city, Makkah Al Mukaramah Branch**

City	Number	Percentage
Jeddah	188	74.025
Makkah Al Mukaramah	23	9.06%
Al Taif	14	5.51%
Al Madinah Al Munawarah	10	3.94%
Yanbu	3	1.185
Al Baha	2	0.79%
Al Jouf	2	0.79%
Galwa	2	0.79%
Al Goom	1	0.39%
Al Riyadh	1	0.39%
Al Arda Al Ganobia	1	0.39%
Al Gonfoza	1	0.39%
Abha	1	0.39%
Tabouk	1	0.39%
Debba	1	0.39%
Lebanon	1	0.39%
Mahael Assir	1	0.39%
Najran	1	0.39%
Total	254	100.00%

Table (103)
"Others" cases as per classification, Makkah Al Mukaramah Branch

Classification	Number	Percentage
Disputes between individuals and companies	131	51.57%
Financial assistance application	58	22.83%
Submission of lawful consultants	50	19.69%
Demand to adopt some suggestions	15	5.91%
Total	254	100.00%

Table (104)
"Others" cases as per Offender , Makkah Al Mukaramah Branch

Offender	Number	Percentage
Individuals	119	46.85
National Companies	27	10.63
Saudi Banks	7	2.76
Capital Market Authority	6	2.36
National Hospitals	3	1.18
National Schools	2	0.79
Ministry of Interior	2	0.79
Charitable Societies	1	0.39
Insurance companies	1	0.39
Satellite Channels	1	0.39
Recruitment Offices	1	0.39
Follow up offices	1	0.39
Real Estate Offices	1	0.39
Not Available	82	32.28
Total	254	100.00%

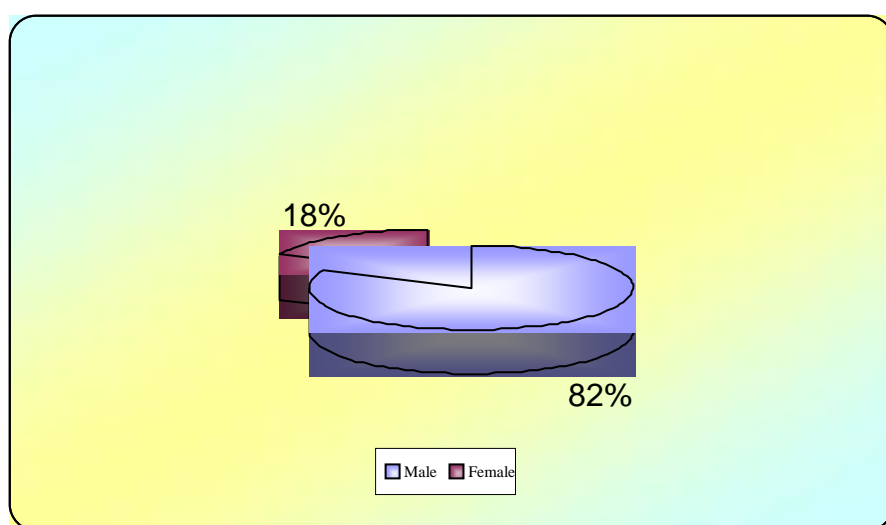
Chapter (4)

**Total Cases received by the National Society for
Human Rights – Jazzan Branch 1427H (2006)**

Table (105)
Total of Cases as per Gender & Nationality- Jazzan Branch

Type of Cases Classification	Gender		Nationality	
	Male	Female	Saudis	Non Saudis
Administrative	167	9	168	8
Prisoners	88	13	79	22
Laborers	80	3	41	42
Family violence	8	18	26	0
Personal Affairs	5	19	23	1
Civil Affairs	75	28	16	87
Judicial	37	6	41	2
"Others"	53	19	69	3
Total	513	115	463	165
Grand total	628		628	

Figure (13)
Total of Cases as per type
Jazzan Branch



Category	Percentage
Saudi	74%
Non Saudi	26%

[illegible]

Al Jouf	0	0	0	0	0	0	0	0	0	0.00%
Outside Kingdom	0	0	0	0	0	0	0	0	0	0.00%
Total	176	101	83	26	24	103	43	72	628	100.00%
Percentage	28%	16%	13%	4%	4%	16%	7%	11%	100%	100.00%

Figure (15)
Total of Cases as per Basic Classification
Jazzan Branch

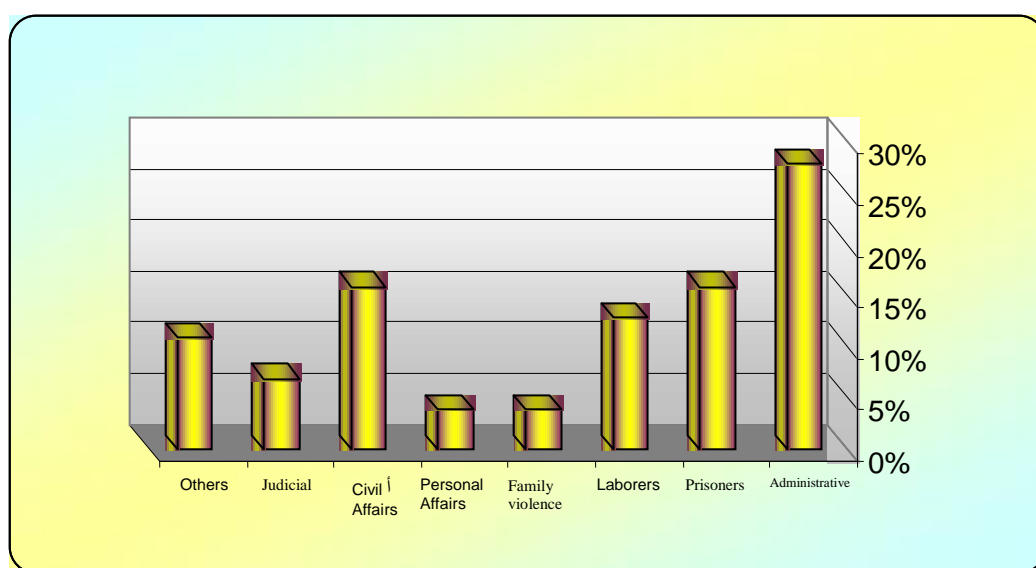
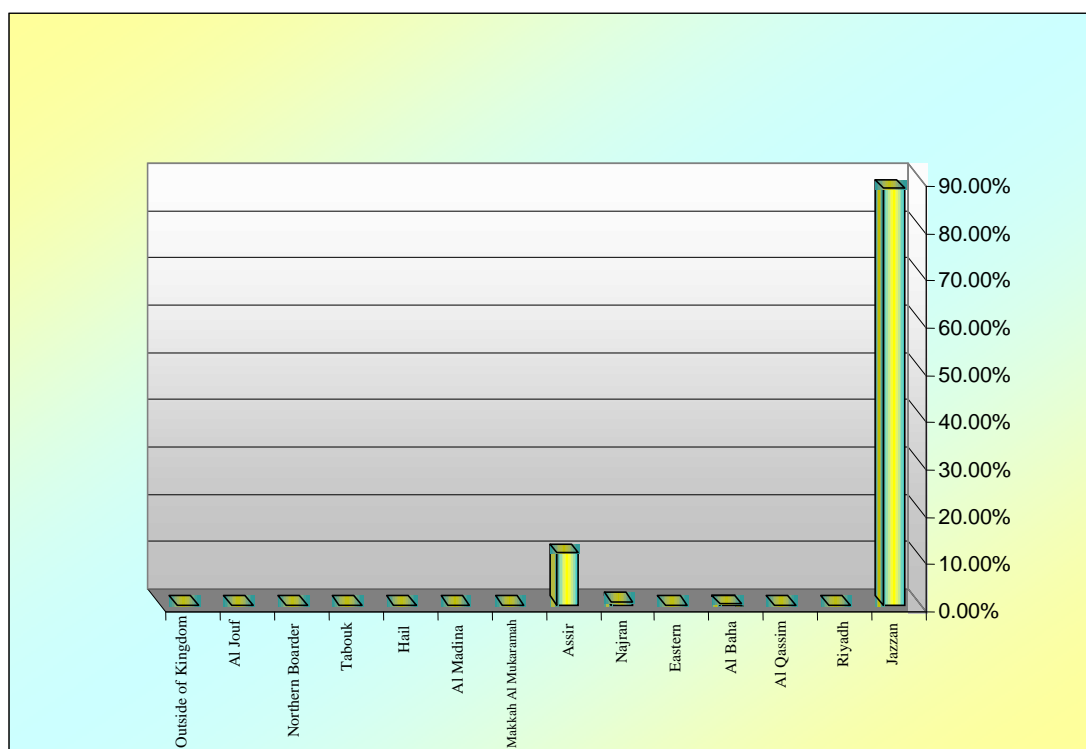


Figure (16)
Total of Cases as per Kingdom Administration Area
Jazzan Branch



Administrative Cases

Table (107)

Administrative Cases as per Gender, Jazzan Branch

Offender	Number	Percentage
Male	167	94.89%
Female	9	5.11%
Total	176	100.00%

Table (108)

Administrative Cases as per Nationality – Jazzan Branch

Nationality	Number	Percentage
Saudis	168	95.45%
Pakistani	3	1.70%
Egyptian	2	1.14%
Yemeni	2	1.14%
Syrian	1	0.57%
Total	176	100.00%

Table (109)

Administrative Cases as per city – Jazzan Branch

City	Number	Percentage
Jazzan	156	88.64%
Abha	13	7.39%
Mahail Assir	2	1.14%
Khamis Mushait	2	1.14%
Al Namas	1	0.57%
Beesh	1	0.57%
Sarat Obaida	1	0.57%
Total	176	100.00%

Table (110)
Administrative Cases as per Classification – Jazzan Branch

Classification	Number	Percentage
Objection to a decision	45	25.57%
Bad customer treatment	29	16.48%
Aggression on properties	24	13.64%
Lengthy procedures duration	14	7.95%
Arbitrary termination	11	6.25%
Unemployment	11	6.25%
Attack & assault from some administrative bodies	10	5.68%
application for Exemption	6	3.41%
Administration & financial entitlements	6	3.41%
Request for Judgment execution	5	2.84%
Transfer application	4	2.27%
Medical mistakes	3	1.70%
Compulsory deportation	2	1.14%
Job status amendment	2	1.14%
application to return to Job	1	1.14%
Review application	1	0.57%
Psychological violence on the employee	1	0.57%
Non regulatory pursuit	1	0.57%
Total	176	100.00%

Table (111)
Administration Cases as per Addressed body- Jazzan Branch

Addressed body	Number	Percentage
Municipalities	38	21.59%
Human Source Support Fund	21	11.93%
Ministry of Education	16	0.09%
Ministry of Civil Service	14	7.95%
Ministry of Water & Electricity	14	7.95%
Police	13	7.39%
Ministry of Health	10	5.68%
Boarder Guard	7	3.98%
Security Bodies	5	2.84%
Passports	5	2.84%
Ministry of Islamic Affairs	4	2.27%
Drugs Control	3	1.70%
Investigation & Public Allegation Authority	2	1.14%
Ministry of Defense & Aviation	2	1.14%
General Organization of Technical Education &	2	1.14%
Traffic	2	1.14%
Ministry of Transportation	2	1.14%
Naval Force	1	0.57%
General Directorate of Jails	1	0.57%
Special Rights	1	0.57%
Customs	1	0.57%
Assir Governorate (Amarah)	1	0.57%
Real Estate Development Fund	1	0.57%
Jazzan port	1	0.57%
Commission of Promotion of Virtues and Prevention of Vices	1	0.57%
Ministry of Justice	1	0.57%

Ministry of Transportation	1	0.57%
Not Available	6	3.41%
Total	176	100.00%

Prisoners Cases

Table (112)

Prisoners Cases as per Gender – Jazzan Branch

Gender	Number	Percentage
Male	88	87.13%
Female	13	12.87%
Total	101	100.00%

Table (113)

Prisoners Cases as per Nationality – Jazzan Branch

Nationality	Number	Percentage
Saudis	79	78.22%
Yemeni	14	13.68%
Turkish	3	2.97%
Ethiopian	2	1.98%
Pakistani	2	1.98%
Bangladeshi	1	0.99%
Total	101	100.00%

Table (114)
Prisoners' cases as per city, Jazzan Branch

City	Number	Percentage
Jazzan	88	87.13%
Abha	10	9.90%
Najran	2	1.98%
Mahail Assir	1	0.99%
Total	101	100.00%

Table (115)
Prisoners cases as per classification- Jazzan Branch

Classification	Number	Percentage
Application for exemption from the remaining period	27	26.73%
Release request	25	24.75%
completion of Judgment and not released	17	16.83%
Complaint of non trial	12	11.88%
Bad treatment , assault and violation of regulations inside prison	6	5.94%
Objection to prisoner deportation	4	3.96%
Psychological violence on the prisoner	4	3.96%
Health status tumble in the prison	3	2.97%
Application to transfer to other prison	2	1.98%
Deportation application	1	0.99%
Total	101	100.00%

Table (116)
Prisoners Cases as per Addressed body- Jazzan Branch

Addressed body	Number	Percentage
Jazzan Jails	67	66.34%
Social Observation Houses	8	7.92%
Assir Jails	6	5.94%
Criminal Investigations	4	3.96%
Public Investigations	4	3.96%
Najran Jails	2	1.98%
Police	1	0.99%
Judges	1	0.99%
Not available	8	7.92%
Total	101	100.00%

Laborer Cases
Table (117)
Laborer cases as per gender – Jazzan Branch

gender	Number	Percentage
Male	80	96.39%
Female	3	3.61%
Total	83	100.00%

Table (118)
Laborer cases as per nationality, Jazzan Branch

Nationality	Number	Percentage
Saudis	41	49.40%
Egyptian	22	26.51%
Sudanese	8	9.64%
Yemeni	7	8.43%
Bangladeshi	4	4.82%
Pakistani	1	1.20%
Total	83	100.00%

Table (119)
Laborers cases as per city – Jazzan Branch

City	Number	Percentage
Jazzan	78	93.98%
Abha	5	6.02%
Total	83	100.00%

Table (120)
Laborer cases as per case classification – Jazzan Branch

Classification	Number	Percentage
Deprive from promotion	33	39.76%
Laborer request for his financial rights	30	36.14%
Psychological violence on laborer	13	15.66%
Arbitrary termination	5	6.02%
Sponsorship transfer application	1	1.20%
Objection to a decision	1	1.20%
Total	83	100.00%

Table (121)
Laborer cases as per Offender , Jazzan Branch

Offender	Number	Percentage
National companies	47	56.63%
Sponsors	34	40.96%
Saudi Banks	1	1.20%
National Schools	1	1.20%
Total	83	100.00%

Family violence cases

Table (122)

Family violence cases as per Gender – Jazzan Branch

gender	Number	Percentage
Female	18	69.23%
Male	8	30.77%
Total	26	100.00%

Table (123)

Family Violence cases as per nationality, Jazzan Branch

Nationality	Number	Percentage
Saudis	26	100%
Total	26	100%

Table (124)

Family violence cases as per city- Jazzan Branch

City	Number	Percentage
Jazzan	18	69.23%
Abha	5	19.23%
Assir	2	7.69%
Beesh	1	3.85%
Total	26	100.00%

Table (125)
Family violence cases s per classification-Jizzan Branch

Classification	Number	Percentage
Psychical & Psychological violence	23	88.46%
Accusation & Slander	1	3.85%
Prevention from salary	1	3.85%
Prevention from marriage	1	3.85%
Total	26	100.00%

Table (126)
Family violence as per Offender- Jazzan Branch

Offender	Number	Percentage
Husbands	9	34.62%
Fathers	7	26.92%
Brothers	3	11.54%
Sons	2	7.69%
Relatives	2	7.69%
Neighbors	1	3.85%
Divorces	1	3.85%
Bride relative	1	3.85%
Total	26	100.00%

Personal Affairs Cases

Table (127)

Personal affairs cases as per Gender – Jazzan Branch

gender	Number	Percentage
Female	19	79.19%
Male	5	20.83%
Total	24	100.00%

Table (128)

Personal affairs cases as per nationality, Jazzan Branch

Nationality	Number	Percentage
Saudis	23	95.83%
Yemeni	1	4.17%
Total	24	100.00%

Table (129)

Personal affairs cases as per city – Jazzan Branch

City	Number	Percentage
Jazzan	18	75.00%
Khamis Mushait	3	12.50%
Assir	2	8.33%
Abha	1	4.17%
Total	24	100.00%

Table (130)
Personal affairs cases as per classification – Jazzan Branch

Classification	Number	Percentage
Suspension & desertion	8	33.33%
Prevention from seeing sons	5	20.83%
Alimony	4	16.67%
Prevention from inheritance	2	8.33%
Divorce	2	8.33%
Removal of guardianship	2	8.33%
Nursing	1	4.17%
Total	24	100.00%

Table (131)
Personal affairs cases as per Offender- Jazzan Branch

Offender	Number	Percentage
Husbands	14	58.33%
Brothers	3	12.50%
Divorces	3	12.50%
wife relative	2	8.33%
Cousins	1	4.17%
Fathers	1	4.17%
Total	24	100.00%

Civil Affairs Cases

Table (132)

Civil affairs cases as per Gender – Jazzan branch

gender	Number	Percentage
Male	75	72.82%
Female	28	27.18%
Total	103	100.00%

Table (133)

Civil affairs cases as per nationality – Jazzan branch

Nationality	Number	Percentage
non	85	82.52%
Saudis	16	15.53%
Egyptian	1	0.97%
Yemeni	1	0.97%
Total	103	100.00%

Table (134)

Civil affairs cases as per city – Jazzan Branch

City	Number	Percentage
Jazzan	102	99.03%
Abha	1	0.97%
Total	103	100.00%

Table (135)
Civil affairs cases as per classification – Jazzan Branch

Classification	Number	Percentage
Nationality application	53	51.46%
Nationality recovery application	38	36.89%
Identification documents	12	11.65%
Total	10.	100.00%

Table (136)
Civil affairs cases as per Offending body, Jazzan Branch

Offending body	Number	Percentage
Civil Affairs	98	95.15%
Ministry of Education	2	1.94%
Passports	1	0.97%
Husbands	1	0.97%
Divorces	1	0.97%
Total	103	100.00%

Judicial Cases

Table (137)
Judicial cases as per Gender – Jazzan Branch

gender	Number	Percentage
Male	37	86.05%
Female	6	13.95
Total	43	100.00%

Table (138)
Judicial cases as per nationality – Jazzan Branch

Nationality	Number	Percentage
Saudis	41	95.35%
Pakistani	1	2.33%
Yemeni	1	2.33%
Total	43	100.00%

Table (139)
Judicial cases as per city, Jazzan Branch

City	Number	Percentage
Jazzan	30	69.77%
Abha	4	9.30%
Assir	4	9.30%
Najran	3	6.98%
Al majardah	1	2.33%
Ohod Rufaida	1	2.33%
Total	43	100.00%

Table (140)
Judicial cases as per classification – Jazzan Branch

Classification	Number	Percentage
Objection to decision	22	51.16%
Revision application	9	20.93%
Bad treatment from the Judge	6	13.95%
Lengthy procedures duration	6	13.95%
Total	43	100.00%

Table (141)
Judicial cases as per Offender, Jazzan Branch

offender	Number	Percentage
Judicial	37	86.05%
Judges	6	13.95%
Total	43	100.00%

Table (142)
"Others" cases as per Gender – Jazzan Branch

gender	Number	Percentage
Male	53	73.61%
Female	19	26.39%
Total	72	100.00%

Table (143)
"Others" cases as pe nationality – Jazzan Branch

Nationality	Number	Percentage
Saudis	69	95.83%
Eritrean	1	1.39%
non	1	1.39%
Yemeni	1	1.39%
Total	72	100.00%

Table (144)
"Others" cases as per city – Jazzan Branch

City	Number	Percentage
Jazzan	61	84.72%
Abha	9	12.50%
Al Baha	1	1.39%
Khamis Mushait	1	1.39%
Total	72	100.00%

Table (145)
"Others" cases as per classification – Jazzan Branch

Classification	Number	Percentage
Disputes between individuals or companies	38	52.78%
Financial assistance application	24	33.33%
Submission of lawful consultants	9	12.50%
Demand to adopt some suggestions	1	1.39%
Total	72	100.00%

Table (146)
"Others" cases as per Offender- Jazzan Branch

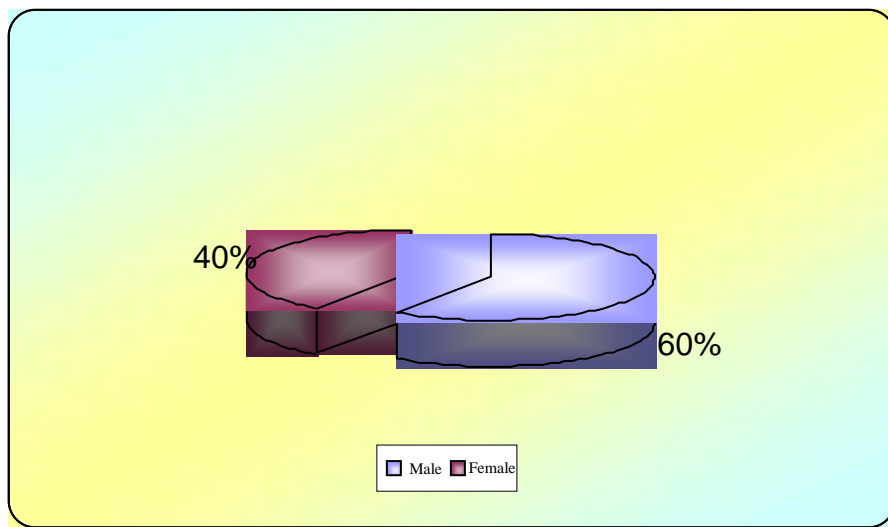
Offender	Number	Percentage
Individuals	15	20.83%
National Companies	12	16.67%
Bank	8	11.11%
Neighbors	4	5.56%
Cousins	1	1.39%
Sons	1	1.39%
Husbands	1	1.39%
Stepmothers	1	1.39%
Not Available	29	40.28%
Total	72	100.00%

**Cases Received by the National Society for Human
Rights Eastern Region Branch
1427H (2006)**

Table (147)
Total of Cases as per Offending body and Nationality – Eastern Region Branch

Offending body of Cases	Type		Nationality	
	Male	Female	Saudi	Non Saudi
Administrative	29	16	41	4
Prisoners	45	0	44	1
Laborers	46	7	37	16
Family violence	1	24	25	0
Personal Affairs	1	38	38	1
Civil Affairs	7	7	8	6
Juridical	14	4	17	1
"Others "	12	9	19	2
Total	155	105	229	31
Grand total	260			

Figure (17)
Total of Cases as per type, Eastern Region Branch



A 3D pie chart illustrating the distribution of students by nationality. The chart is divided into two segments: a large green segment representing Saudi students at 88%, and a smaller purple segment representing Non Saudi students at 12%. A legend below the chart identifies the colors: green for Saudi and purple for Non Saudi.

Nationality	Percentage
Saudi	88%
Non Saudi	12%

[illegible]

Outside Kingdom	0	0	0	0	0	0	0	0	0	0.00%
Total	45	45	53	39	14	25	18	21	260	100.00%
%	17%	17%	20%	15%	5%	10%	7%	8%	100%	100.00%

Figure (19)
Total of cases as per basic classification , Eastern Region Branch

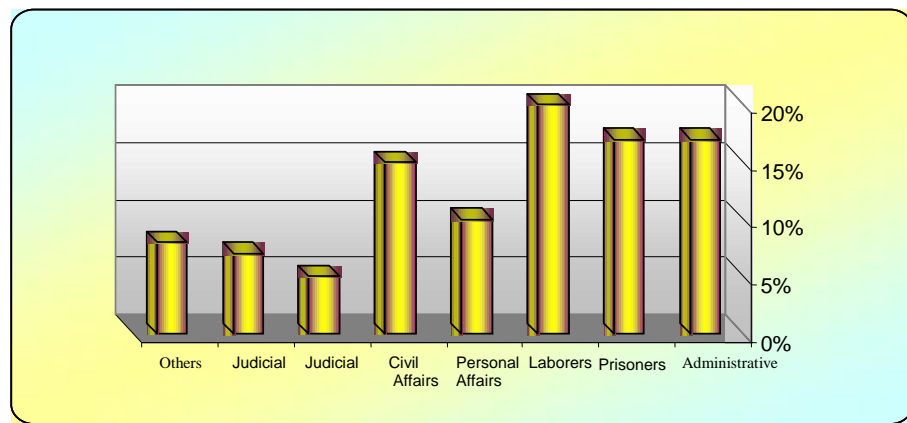
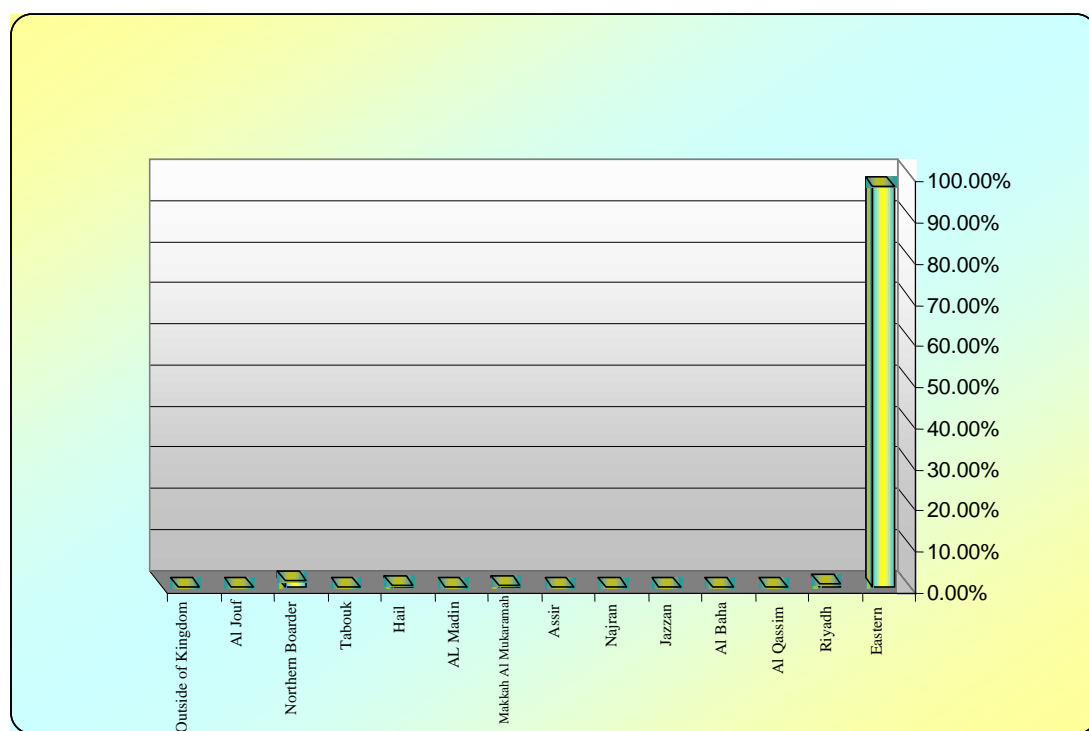


Figure (20)
Total of Cases as per Kingdom Administration Areas , Eastern Region Branch



Administrative Cases
Table (149)
Administrative cases as per Gender – Eastern Region Branch

gender	Number	Perccenate
Male	29	64.44%
Female	16	35.56%
Total	45	100.00%

Table (150)
Administrative cases as per nationality, Eastern Region Branch

Nationality	Number	Percentage
Saudis	40	88.89%
Palestinian	2	4.44%
Sudanese	1	2.22%
Syrian	1	2.22%
Egyptian	1	2.22%
Total	45	100.00%

Table (151)
Administrative cases as per city, Eastern Region Branch

City	Number	Percentage
Dammam	23	51.11%
Al Ahsa	7	15.56%
Al Khobar	3	6.67%
Al Qateef	2	4.44%
Ras Tanura	2	4.44%
Safwi	2	4.44%
Al Khafji	1	2.22%
Al Saeera	1	2.22%
Abgaig	1	2.22%
Rahima	1	2.22%
Saihat	1	2.22%
Makkah Al Mukaramah	1	2.22%
Total	45	100.00%

Table (152)
Administrative cases as per Classification, Eastern Region Branch

Classification	Number	Percentage
Lengthy procedures duration	12	26.67%
Objection to decision	7	15.56%
Attack and assault	6	13.33%
bad Customer service	5	11.11%
Aggression on properties	5	11.11%
Unemployment	3	6.67%
Compulsory deportation	2	4.44%
Transfer application	2	4.44%
Non regulatory pursuit	2	4.44%
Application to return Job	1	2.22%
Total	45	100.00%

Table (153)
Administrative cases as per addressed body- Eastern Region Branch

Addressed body	Number	Percentage
Police	8	17.78%
Municipalities	6	13.33%
Civil Affairs	3	6.67%
Passports	3	6.67%
The commission for Promotion of Virtues and Control of Vices	3	6.67%
Ministry of Education	2	4.44%
Public Investigations	2	4.44%
Civil Service Council (Divan)	2	4.44%

Government Schools	2	4.44%
Ministry of Islamic Affairs	2	4.44%
Ministry of Labor	2	2.22%
Customs	1	2.22%
Preliminary Customs Committee	1	2.22%
Criminal Investigations	1	2.22%
Traffic	1	2.22%
Banking disputes settlement Committees	1	2.22%
Social Care Corporation	1	2.22%
Health Affairs Directorate	1	2.22%
Saudi Royal Air Forces	1	2.22%
Railway Corporation	1	2.22%
Ministry of Interior	1	2.22%
Total	45	100.00%

Prisoners Cases

Table (154)
Prisoners cases as per Gender - Eastern Region Branch

Gender	Number	Percentage
Male	45	100.00%
Total	45	100.00%

Table (155)
Prisoners cases as per nationality - Eastern Region Branch

Nationality	Number	Percentage
Saudis	44	97.78%
Indian	1	2.22%
Total	45	100.00%

Table (156)
Prisoners cases as per city - Eastern Region Branch

City	Number	Percentage
Dammam	21	46.67%
Al Ahsa	5	11.11%
Rafaha	3	6.67%
Hafr Al Batin	2	4.44%
Al Thoqba	2	4.44%
Al Jubail	2	4.44%
Al Khobar	2	4.44%
Al Khafji	1	2.22%
Al Qateef	1	2.22%
Al Nairiah	1	2.22%
Abgaig	1	2.22%
Tarout	1	2.22%
Saihat	1	2.22%
Safawi	1	2.22%
Arrar	1	2.22%
Total	45	100.00%

Table (157)
Prisoners cases as per classification - Eastern Region Branch

Classification	Number	Percentage
Release demand	26	57.78%
application for exemption from the remaining duration	11	24.44%
completion of Judgment and not released	4	8.89%
Bad treatment, assault and violation of regulations inside prison	3	6.67%
Prevention from visit	1	2.22%
Total	45	100.00%

Table (158)
Prisoners cases as per Addressed body, Eastern Region Branch

Addressed body	Number	Percentage
Eastern Region jails	20	44.44%
Public Investigations	12	26.67%
Police	5	11.11%
Ministry of Iraqi Human Rights	3	6.67%
Drug Control	2	4.44%
Judges	1	2.22%
Civil Affairs	1	2.22%
International Human Rights Organization	1	2.22%
Total	45	100.00%

Laborer Cases

Table (159)

Laborer cases as per Gender – Eastern Region Branch

Gender	Number	Percentage
Male	46	86.79%
Female	7	13.21%
Total	53	100.00%

Table (160)

Laborer cases as per nationality – Eastern Region Branch

Nationality	Number	Percentage
Saudis	37	69.81%
Egyptian	7	13.21%
Sudanese	4	7.55%
Indian	3	5.66%
Somalia	1	1.89%
Palestinian	1	1.89%
Total	53	100.00%

Table (161)
Laborer cases as per city – Eastern Region Branch

City	Number	Percentage
Dammam	27	50.94%
Al Khobar	5	9.43%
Al Ahsa	4	7.55%
Dhahran	4	7.55%
Saihat	2	3.77%
Al Thoqba	2	3.77%
Al Jubail	1	1.89%
Al Khafji	1	1.89%
Al Raka	1	1.89%
Al Aqrabia	1	1.89%
Al Aoamia	1	1.89%
Al Qateef	1	1.89%
Hafr Al Batin	1	1.89%
Ras Tanura	1	1.89%
Safawi	1	1.89%
Total	53	100.00%

Table (162)
Laborer cases as per classification – Eastern Region Branch

Classification	Number	Percentage
Labor demand for his financial rights	24	45.28%
Arbitrary termination	11	20.75%
Application to return to Job	5	9.43%
Psychological violence on the labor	5	9.43%
Termination for accusation	3	5.66%
Force for work	1	1.89%
Demotion from job grade	1	1.89%
Compulsion for early retirement	1	1.89%
Deprive from promotion	1	1.89%
Compulsion to pay Iqama renewal amount	1	1.89%
Total	53	100.00%

Table (163)
Laborer cases as per Offender – Eastern Region Branch

offender	Number	Percentage
National companies	30	56.60%
Sponsors	11	20.75%
Aramco Company	6	11.32%
National Schools	6	11.32%
Total	53	100.00%

Family violence cases

Table (164)

Family violence cases as per Gender – Eastern Region Branch

Gender	Number	Percentage
Female	24	96.00%
Male	1	4.00%
Total	25	100.00%

Table (165)

Family violence cases as per nationality – Eastern Region Branch

Nationality	Number	Percentage
Saudis	25	100.00%
Total	25	100.00%

Table (166)

Family violence cases as per city – Eastern Region Branch

Nationality	Number	Percentage
Dammam	14	56.00%
Al Jubail	2	8.00%
Al Ahsa	1	4.00%
Al Thoqba	1	4.00%
Al Khobar	1	4.00%
Al Khafji	1	4.00%
Dhahran	1	4.00%
Al Qateef	1	4.00%
Al Mubaraz	1	4.00%
Abu Maan	1	4.00%
Safawi	1	4.00%
Total	25	100.00%

Table (167)
Family violence cases as per classification – Eastern Region Branch

Classification	Number	Percentage
Psychical & Psychological violence	18	72.00%
Violence resulting from addiction	3	12.00%
Molestation	2	8.00%
Prevention from seeing the mother	1	4.00%
Prevention from marriage	1	4.00%
Total	25	100.00%

Table (168)
Family violence cases as per Offender – Eastern Region Branch

Offender	Number	Percentage
Husbands	11	44.00
Fathers	4	16.00
Brothers	2	8.005
Relatives	2	8.005
wife relatives	1	4.005
Sons	1	4.00%
Wives	1	4.00%
Divorces	1	4.00%
Stepmothers	1	4.00%
Unknown	1	4.00%
Total	25	100.00%

Personal Affairs Cases

Table (169)
Personal affairs cases as per Gender – Eastern Region branch

Gender	Number	Percentage
Female	38	97.44%
Male	1	2.56%
Total	39	100.00%

Table (170)
Personal affairs cases as per nationality – Eastern Region branch

Nationality	Number	Percentage
Saudis	38	97.44%
Indian	1	2.56%
Total	39	100.00

Table (171)
Personal affairs cases as per city – Eastern Region branch

City	Number	Percentage
Dammam	23	58.97%
Al Khobar	5	12.82%
Al Qateef	4	10.26%
Al Thoqba	2	5.13%
Al Riyadh	2	5.13%
Al Raka	1	2.56%
Al Mazroueya	1	2.56%
Saihat	1	2.56%
Total	39	100.00%

Table (172)

Personal affairs cases as per classification – Eastern Region branch

Classification	Number	Percentage
Suspension & desertion	13	33.33%
Divorce	10	25.64%
Nursing	6	15.38%
Prevention from inheritance	3	7.69%
Prevention from seeing children	3	7.69%
Alimony	3	7.69%
Removal of guardianship	1	2.56%
Total	39	100.00%

Table (173)

Personal affairs cases as per complaint body – Eastern Region branch

Complaint body	Number	Percentage
Husbands	26	66.67%
Divorcers	7	17.95%
Brothers	2	5.13%
Sons	2	5.13%
wives	1	2.56%
Cousins	1	2.56%
Total	39	100.00%

Civil Affairs Cases
Table (174)
Civil affairs cases as per Gender – Eastern Region branch

Gender	Number	Percentage
Female	7	50.00%
Male	7	50.00%
Total	14	100.00%

Table (175)
Civil affairs cases as per nationality – Eastern Region branch

Nationality	Number	Percentage
Saudis	8	57.14%
Without	3	21.43%
Qatari	1	7.14%
Iraqi	1	7.14%
Jordanian	1	7.14%
Total	14	100.00%

Table (176)
Civil affairs cases as per city – Eastern Region branch

City	Number	Percentage
Dammam	8	57.14%
Al Khobar	4	28.57%
Al Ahsa	2	14.29%
Total	14	100.00%

Table (177)
Civil affairs cases as per classification – Eastern Region branch

Classification	Number	Percentage
Identification documents	7	50.00%
Nationality application	6	42.86%
Nationality recovery application	1	7.14%
Total	14	100.00%

Table (178)
Civil affairs cases as per Offender – Eastern Region branch

offender	Number	Percentage
Civil Affairs	7	50.00%
Divorces	3	21.43%
Brothers	2	14.29%
Passport Dept. at Qatar	1	7.14%
Husbands	1	7.14%
Total	14	100.00%

Judicial Cases
Table (179)
Judicial cases as per Gender – Eastern Region branch

Gender	Number	Percentage
Male	14	77.78%
Female	4	22.22%
Total	18	100.00%

Table (180)
Judicial cases as per nationality – Eastern Region branch

Nationality	Number	Percentage
Saudis	17	94.44%
Sudanese	1	5.56%
Total	18	100.00%

Table (181)
Judicial cases as per city – Eastern Region branch

City	Number	Percentage
Dammam	10	55.56%
Al Qateef	3	16.67%
Al khobar	2	11.11%
Al Ahsa	1	5.56%
Saihat	1	5.56%
Safawi	1	5.56%
Total	18	100.00%

Table (182)
Judicial cases as per classification – Eastern Region branch

Classification	Number	Percentage
Objection to decision	15	83.33%
Bad treatment from the Judge	2	11.11%
Lengthy procedures duration	1	5.56%
Total	18	100.00%

Table (183)
Judicial cases as per Offender – Eastern Region branch

offender	Number	Percentage
Judicial	15	86.33%
Grievance Bureau	2	11.11%
Al Sharqa court	1	5.56%
Total	18	100.00%

"Others" Cases

Table (184)
"Others" cases as per Gender – Eastern Region branch

gender	Number	Percentage
Male	12	57.14%
Female	9	42.86%
Total	21	100.00%

Table (185)
"Others" cases as per nationality – Eastern Region branch

Nationality	Number	Percentage
Saudis	19	90.48%
Sudanese	1	4.76%
Palestinian	1	4.76%
Total	21	100.00%

Table (186)
"Others" cases as per city – Eastern Region branch

City	Number	Percentage
Dammam	14	66.67%
Al Khobar	2	9.52%
Al Ahsa	1	4.76%
Al Jubail	1	4.76%
Al Qateef	1	4.76%
Al Nabiya	1	4.76%
Al Nairiya	1	4.76%
Total	21	100.00%

Table (187)
"Others" cases as per classification – Eastern Region branch

Classification	Number	Percentage
Financial assistance application	20	95.24%
Providing legal and Sharia consultations	1	4.76%
Total	21	100.00%

Table (188)
"Others" cases as per Offender – Eastern Region branch

offender	Number	Percentage
National companies	2	9.52%
National schools	1	4.76%
Banks	1	4.76%
Not Available	17	80.95%
Total	21	100.00%

Chapter Six
Total Letters Issued by the National Society for
Human Rights and related Responses for the year
1427H (2006)

Table (189)
Letters issued by the Society Head office in Riyadh for the year 1427H
(2006) with responses and percentages

	Addressed Body	Number of letters	Number of replies	Percentage of letters	Percentage of replies
	Council of Minster Presidency Bureau	11	0	2.13%	0.00%
	Guard	4	0	0.77%	0.00%
	Grievances Bureau	4	0	0.77%	0.00%
Ministries	Ministry of Commerce & Industry	1	0	0.19%	0.00%
	Ministry of Planning	1	0	0.19%	0.00%
	Ministry of civil service	2	0	0.39%	0.00%
	Ministry of Education	3	0	0.58%	0.00%
	Ministry of High Education	1	0	0.19%	0.00%
	Ministry of Foreign Affairs	7	0	1.35%	0.00%
	Ministry of Interior	131	50	25.34%	38.17%
	Ministry of Interior for Civil Affairs	14	20	2.71%	142.86%
	Ministry of Defense & Aviation	3	0	0.58%	0.00%
	Ministry of Social Affairs	9	0	1.74%	0.00%
	Ministry of Islamic Affairs & Endowment	2	0	0.39%	0.00%
	Ministry of Municipality & Rural Affairs	5	0	0.97%	0.00%
	Ministry of Health	4	1	0.77%	25.00%
	Ministry of Justice	13	0	2.51%	0.00%
	American Ministry of Justice	1	0	0.19%	0.00%
	Ministry of Labor	16	0	3.09%	0.00%
	Ministry of Water & Electricity	1	0	0.19%	0.00%
	Iraqi Ministry of Human Rights	3	0	0.58%	0.00%
	Yemeni Ministry of Human Rights	3	0	0.58%	0.00%
	Ministry of Culture & Information	1	0	0.19%	0.00%
Embassies	Embassies	12	0	2.32%	0.00%
Amarah	Riyadh Amarah	24	21	4.64%	87.50%

Regions Amarah (Governorates)	Eastern Amarah	2	0	0.39%	0.00%
	Al Qassim Amarah	4	0	0.77%	0.00%
	Al Madina Al Munawarah Amarah	1	0	0.19%	0.00%
	Tabouk Amarah	1	1	0.19%	100.00%
	Jazzan Amarah	3	0	0.58	0.00%
	Assir Amarah	2	0	0.39	0.00%
	Makkah Amarah	1	0	0.19%	0.00%
	Najran Amarah	1	0	0.19%	0.00%
	Al Madinah Al Amunawarh Amarah	1	0	0.19%	0.00%
Mayors of Provinces	Mayor of Al Ahsa	2	1	0.39%	50.00%
	Mayor of Al Bekairiah	1	0	0.19%	0.00%
	Mayor of Al Makhwat	1	1	0.19%	100.00%
	Mayor of Tathleeth	1	0	0.19%	0.00%
Authorities Boards	The Commission of Promotion of Virtues and Prevention of Vices	5	0	0.97%	0.00%
	Commission of Investigation & Allegation	82	30	15.86%	36.59%
	General Staff	2	0	0.39%	0.00%
	Experts Board	2	0	0.39%	0.00%
	Human Rights Organization	4	2	0.77%	50.00%
Committee	Local Military Committee	1	0	0.19%	0.00%
	Supreme Committee for Laborer Dispute Settlement	2	0	0.39%	0.00%
	Banking dispute Settlement Committee	1	0	0.19%	0.00%
	Qatar Committee	1	0	0.19%	0.00%
	Financial Committee for Investment	1	0	0.19%	0.00%
	International Trade Committee	1	0	0.19%	0.00%
	Central Committee for Nationalities	1	0	0.19%	0.00%
	National Committee for Prisoners Care & Released	4	0	0.77%	0.00%

Information	Saudi New Agency	1	0	0.19%	0.00%
	Television	2	0	0.39%	0.00%
	Riyadh New Paper	1	0	0.19%	0.00%

Presidents & Princes	American President & American Ambassador	1	0	0.19%	0.00%
	Prince of Qatar	1	0	0.19%	0.00%
	Arabian Organization for Management Development	1	0	0.19%	0.00%
	Amnesty International	1	0	0.19%	0.00%
Organizations	UNESCO	1	0	0.19%	0.00%
	International Human Rights Organization	1	0	0.19%	0.00%
	Red Cross – Iraq	1	0	0.19%	0.00%
	Red Cross – Kuwait	1	0	0.19%	0.00%
	General Organization for Social Insurance	4	0	0.77%	0.00%
	King Faisal Charitable Organization for Studies & Islamic Researches	1	0	0.19%	0.00%
Companies & Organizations	General Organization for Retire	1	0	0.19%	0.00%
	General Corporation of Post	2	0	0.39%	0.00%
	Monetary Corporation	3	0	0.58%	0.00%
	Aramco Company	1	0	0.19%	0.00%
Societies	Albir Charity Society – Riyadh	1	0	0.19%	0.00%
	Red Crescent Society	2	0	0.39%	0.00%
	Alwafa Charity Society	1	0	0.19%	0.00%
	Universities & Colleges	18	0	3.48%	0.00%
	Hospitals	2	0	0.19%	0.00%
	Jails	17	12	3.29%	70.59%
	Police	5	4	0.97%	80.00%
	Civil Rights Dept.	3	0	0.58%	0.00%
	Foreigners Dept.	3	0	0.58%	0.00%
	Al Amal Complex for Psychological Health	1	0	0.19%	0.00%
	Trustees Council	1	0	0.19%	0.00%

	King Abdul Aziz Center for National Dialogue	2	0	0.39%	0.00%
	Islamic World Conference	1	0	0.19%	0.00%
	Arts Club	2	0	0.39%	0.00%
	Social Supervision	1	0	0.19%	0.00%
	Social Insurance Office	1	0	0.19%	0.00%
	Customs	1	0	0.19%	0.00%
	Passports	1	0	0.19%	0.00%
	Rural Complex at Al hait	1	0	0.19%	0.00%
	Social Protection House	10	0	1.93%	0.00%
	Public Security Training City	1	0	0.19%	0.00%
	King Faisal Military City	1	0	0.19%	0.00%
	Others	13	0	2.51%	0.00%
	Total	517	143	100.00%	27.66%

Table (190)
Letters issued by the Society branch in Makkah Al Mukaramah for the
year 1427H (2006) with responses and percentages

	Addressed Body	Number of letters	Number of replies	Percentage of letters	Percentage of replies
Ministries	Council of Minster Presidency Bureau	1	0	0.23%	0.00%
	Grievances Bureau	3	2	0.695	66.67
	Ministry of Interior	46	20	10.53%	43.48
	Ministry of Foreign Affairs	3	1	0.69%	33.33
	Ministry of Defense & Aviation	2	2	0.46%	100.00
	Ministry of Finance	2	2	0.46%	100.00
	Ministry of Social Affairs	85	22	19.45%	25.88
	Ministry of Education	20	5	4.58%	25.00
	Ministry of Justice	14	6	3.20%	42.86
	Ministry of Health	6	3	1.37%	50.00
	Ministry of Labor	1	0	0.23%	0.00
	Ministry of Culture & Information	1	0	0.23%	0.00
	Ministry of Civil Service	1	0	0.23%	0.00
	Ministry of Municipality & Rural Affairs	2	1	0.46%	50.00
	Yemeni Ministry of Human Rights	1	0	0.23%	0.00%
Commissions	Commission of Investigation & Allegation	45	22	10.30%	48.00%
	Investigation & Control Board	1	0	0.23%	0.00%
	National Commission for protection Innate life	1	0	0.23%	0.00%
	The Commission of promotion of virtues and prevention of vices	2	2	0.46%	100.00%
Police	Police	16	6	3.66%	37.50%
Committees	Forgiveness & Absolution Committee	21	7	4.81%	33.33%
	Forensic Medicine Committee	1	0	0.23%	0.00%
	Supreme Committee for Laborer Disputes Settlement-Riyadh	3	0	0.69%	0.00%
	Saudi Arabian Monetary Agency	2	0	0.46%	0.00%

Embassies	Embassies	1	0	0.23%	0.00%
Regions Amarah (Governorates)	Makkah Al Mukaramah Area Amarah	33	10	7.55%	30.00%
	Jazzan Area Amarah	1	1	0.23%	100.00%
	Al Madinah Al Munawarh Area Amarah	8	3	1.83%	37.50%
	Al Riyadh Area Amarah	1	0	0.23%	0.00%
	Northern Boarder Area Amarah	1	0	0.23%	0.00%
	Hail Area Amarah	1	0	0.23%	0.00%
	Al Baha Area Amarah	3	1	0.69%	33.33%
	Narjan Area Amarah	1	0	0.23%	0.00%
	Tabouk Area Amarah	5	1	1.14%	20.00%
Mayors	Al Taif Mayor	5	0	1.14%	0.00%
Directorates	Civil Affairs Directorate-Makkah Al Mukaramah	1	3	0.23%	300.00%
	Civil Affairs Directorate -Al Madinah Al Munuwarah	1	1	0.23%	100.00%
	Civil Affairs Directorate – Jazzan	1	0	0.23%	0.00%
	Civil Affairs Directorate -Dammam	1	1	0.23%	100.00%
	Civil Affairs Directorate -Bark	1	0		0.00%
	General Director of Jails- K.S.A.	1	1	0.23%	100.00%
	General Director of Jails- Holy Capital	2	1	0.46%	50.00%
	General Director of Jails- Jeddah province	1	1	0.23%	100.00%
Hospitals	Saudi Germany Hospital	1	0	0.23%	0.00%
	Khalid Idress Hospital	3	1	0.69%	33.33%
	Delivery & Pediatrics Hospital – al Musadah	3	2	0.69%	66.67%
	King Fahd Hospital- Jeddah	1	1	0.23%	100.00%
	King Abdul Aziz Hospital- Jeddah	3	3	0.69%	100.00%
	King Fahd Military Forces Hospital	3	3	0.69%	100.00%
	Al Amal Hospital – Jeddah	2	2	0.46%	100.00%
	Passports	5	1	1.14%	20.00%
	Foreigners Dept.	4	1	0.92%	25.00%

	Saudi Airways	1	1	0.23%	100.00%
	Labor & Laborers Office	2	0	0.46%	0.00%
	Government Schools	1	1	0.23%	100.00%
	Others Bodies	7	3	1.14%	60.00%
	Total	437	158	100.00%	36.16%

Table (191)
Letters issued by the Society branch in Jazzan for the year 1427H
(2006) with responses and percentages

	Addressed Body	Number of letters	Number of replies	Percentage of letters	Percentage of replies
Ministries	Ministry of Education	10	10	8.30%	100.00%
	Ministry of Interior	9	6	7.80%	66.70%
	Ministry of Interior for Civil Affairs	1	1	0.80%	100.00%
	Ministry of Social Affairs	5	2	4.20%	40.00%
	Ministry of Islamic Affairs & Endowment	2	0	1.70%	0.00%
	Ministry of Municipality & Rural Affairs	10	7	8.30%	70.00%
	Ministry of Justice	17	15	14.20%	88.20%
	Ministry of Transportation	1	1	0.80%	100.00%
Areas Amarah (Governorates)	Jazzan Amarah	11	6	9.20%	54.50%
	Assir Amarah	8	2	6.70%	25.00%
	Najran Amarah	1	0	0.80%	0.00%
Boards	Commission of Promotion virtues and Prevention of vices	2	2	1.70%	100.00%
	Investigation & Control Board	1	1	0.80%	100.00%
committees	Supreme Committee for Labor disputes settlement	2	2	1.70%	100.00%
	Universities & Colleges	1	1	0.80%	100.00%
	Jails	17	7	14.20%	41.20%
	Police	6	4	5.00%	66.70%
Others	Civil Rights Dept.	1	1	0.80%	100.05%
	Office of Trading Disputes	1	0	0.80%	0.00%
	Social observation Houses	2	1	1.70%	50.00%
	Saudi Electricity Company	3	2	2.50%	66.70%
	Health Affairs	3	0	2.50%	0.00%
	Military Properties at the Southern Area	1	0	0.80%	0.00%
	Charity Housing	3	0	2.50%	0.00%
	Hospital	2	2	1.70%	100.00%
	Total	120	73	100.00%	60.80%

Table (192)
Letters issued by the Society branch in the Eastern Region for the year
1427H (2006) with responses and percentages

	Addressed Body	Number of letters	Number of replies	Percentage of letters	Percentage of replies
Ministries	Ministry of Interior	14	0	44.00%	0.00%
	Ministry of Foreign Affairs	1	0	3.00%	0.00%
	Ministry of Islamic Affairs & Endowment, -	2	0	6.00%	0.00%
	Ministry of Social Affairs	1	1	3.00%	100.00%
	Ministry of Municipalities & Rural Affairs	1	1	3.00%	100.00%
Regions Amara	Eastern Region Amarah	8	1	25.00%	12.00%
Commiss.	Commission of Investigation & Allegation	4	2	13.00%	50.00%
Embassies	Qatar Embassy	1	0	3.00%	0.00%
	Total	32	5	100.00%	16.00%

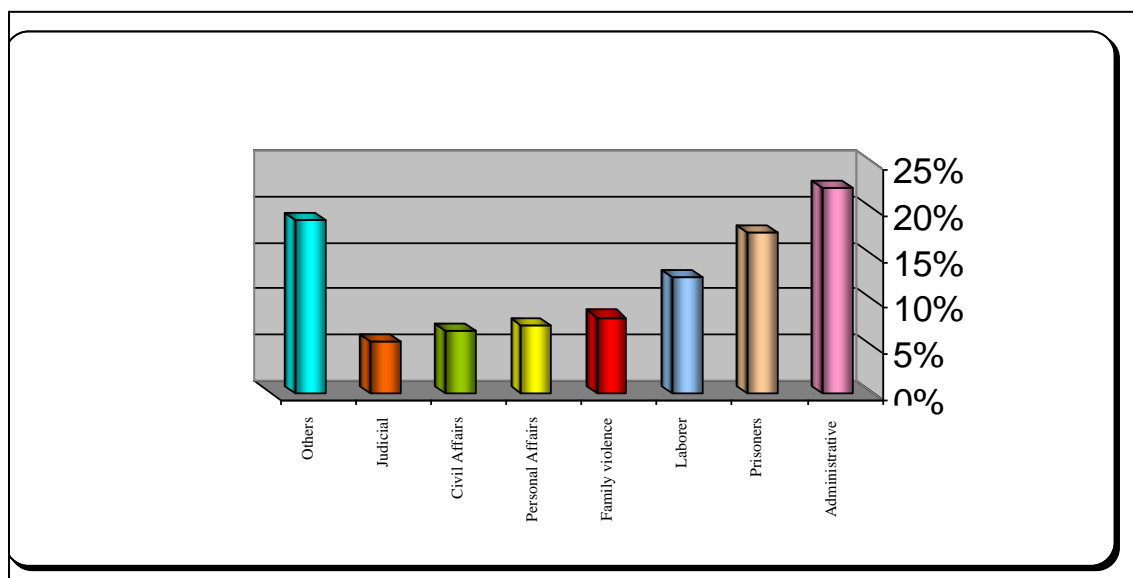
Chapter Seven
Total Cases Received by the National Society for
Human Rights for the years
1425-1426-1427H (2004-2005-2006)

The Total Cases Received by the National Society for Human Rights reached (8568) cases distributed as follows:

Table (193)
Total of cases received by the National Society for Human Rights as per basic classifications of cases since its foundation to the end of 1427H (2006)

	Admin	Prisoners	Labore r	Family Violence	Personal Affairs	Civil affairs	Judicial	"others	Total
Year 2004	193	271	289	44	37	66	56	158	1114
Year 2005	822	636	378	284	296	217	251	995	3879
Year 2006	912	603	422	385	298	307	183	465	3575
Total	1927	1510	1089	713	631	590	490	1618	8568
Percentage	22%	18%	13%	8%	7%	7%	6%	19%	100.00%

Figure (21)
Total cases received by the National Society for Human Rights as per basic classification of cases since its foundation to the end of 1427H-200



Total cases received for the years 1425H,1426H,1427H (2004-2005-2006) reached (114) , (3879) and (3575) successively, these numbers represent cases received by branches as shown in the following table :

Table (194)
Total cases received by the National Society for Human Rights as per branch since its foundation to the end of 1427H -2006

	Riyadh	Makkah	Jazzan	Eastern	Total	Percentage
Year 1425H-2004	787	327			1114	13.0%
Year 1426H-2005	1822	1940	117		3879	45.3%
Year 1427H-2006	1184	1503	628	260	3575	41.7%
Total	3793	3770	745	260	8568	100.00%
Percentage	44.3%	44.0%	8.7%	3.0%	100.00%	

Figure (22)
Total cases received by the National Society for Human Rights as per branch since its foundation to the end of 1427H -2006

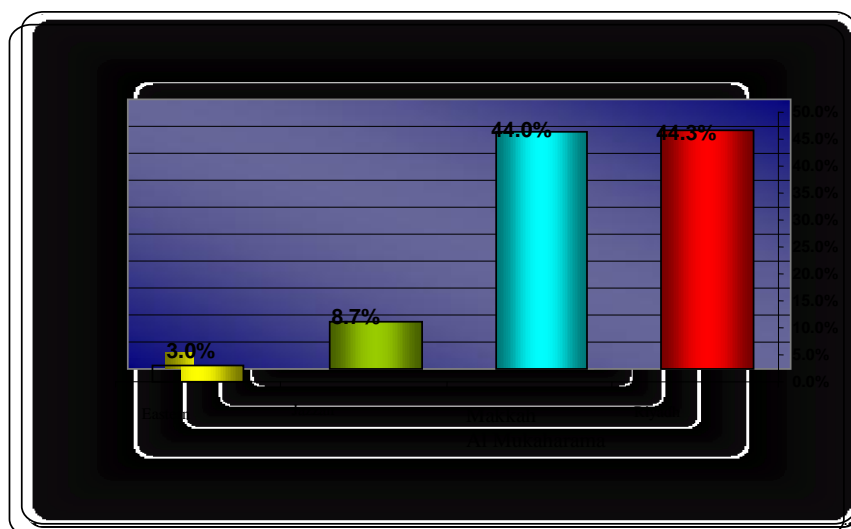
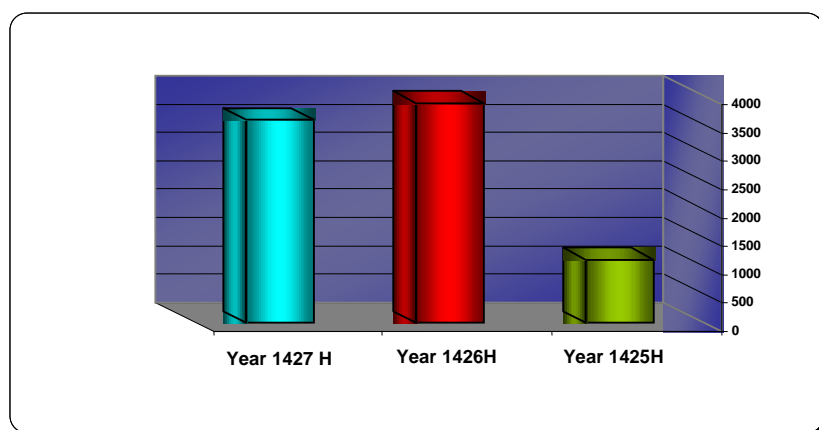


Figure (23)
Total cases received by the National Society for Human Rights as per year



In view of gender considerations, women's women amounts to (2390) complaint representing 27% compared to men who amounts to (6178) representing 72% as shown in the following tables.

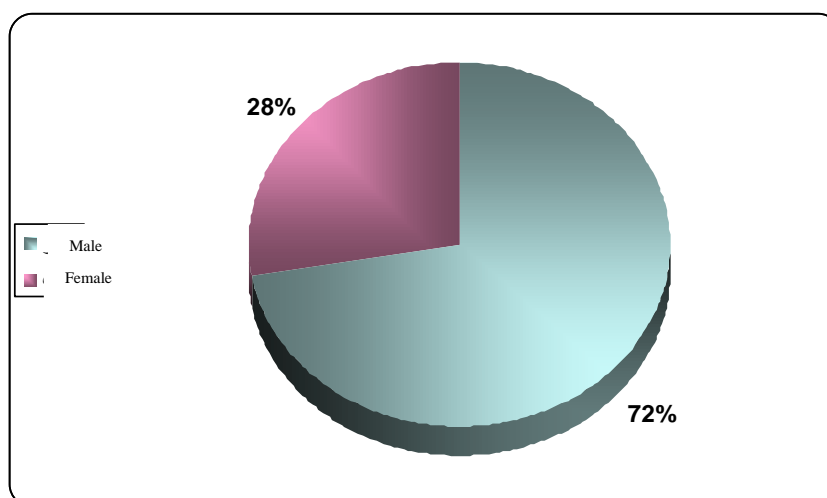
Table (195)
Women's Total

	Riyadh	Makkah	Jazzan	Eastern Region	Total	Percentage
1425H-2004	154	113			267	11%
1426H-2005	275	729	24		1028	43%
1427H-2006	235	640	115	105	1095	46%
Total	664	1482	139	105	2390	100%
Percentage	28%	62%	6%	4%	100%	

Table (196)
Men's Total

	Riyadh	Makkah	Jazzan	Eastern Region	Total	Percentage
1425H- 2004	633	214			847	14%
1426H- 2005	1547	1211	93		2851	46%
1427H- 2006	949	863	513	155	2480	40%
Total	3129	2288	606	155	6178	100%
Percentage	51%	37%	10%	3%	100%	

Figure (24)
Total cases received by the National Society for Human Rights as per applicant Gender since its foundation to the end of 1427H-2006

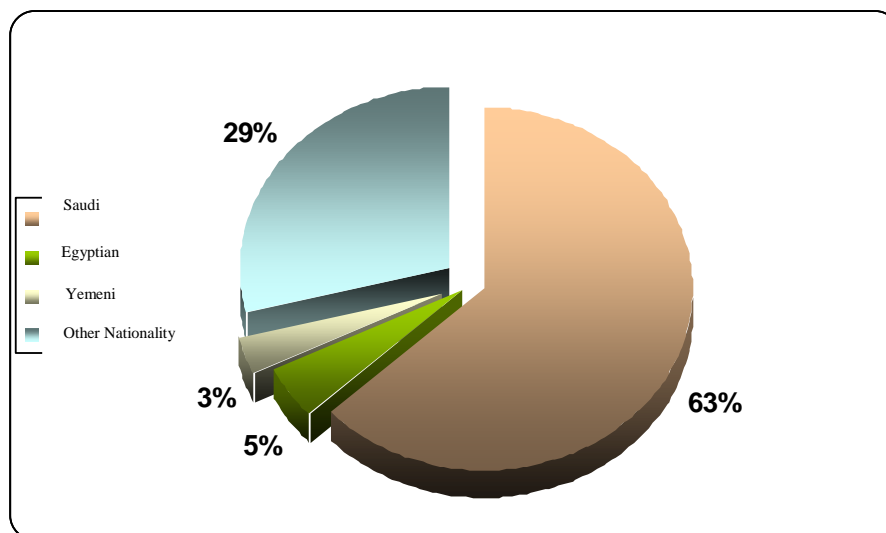


For the complaint nationalities, it was found that the majority of case were raised by Saudi nationals (63.15%) followed by other nationalities. The following table shows of the highest three nationality percentages, noting that the remaining nationalities are included in “other nationalities” classification.

Table (197)
Total of the Highest three Nationality Percentages
since foundation to the end of 1427H-2006

Nationality	Number	Percentage
Saudis	5411	63.315%
Egyptian	403	4.70%
Yemeni	267	3.12%
Other nationalities	2487	29.03%
Total	8568	100.00%

Figure (25)
Total cases received by the Society as per applicant nationality since its foundation to the end of 1427H -2006

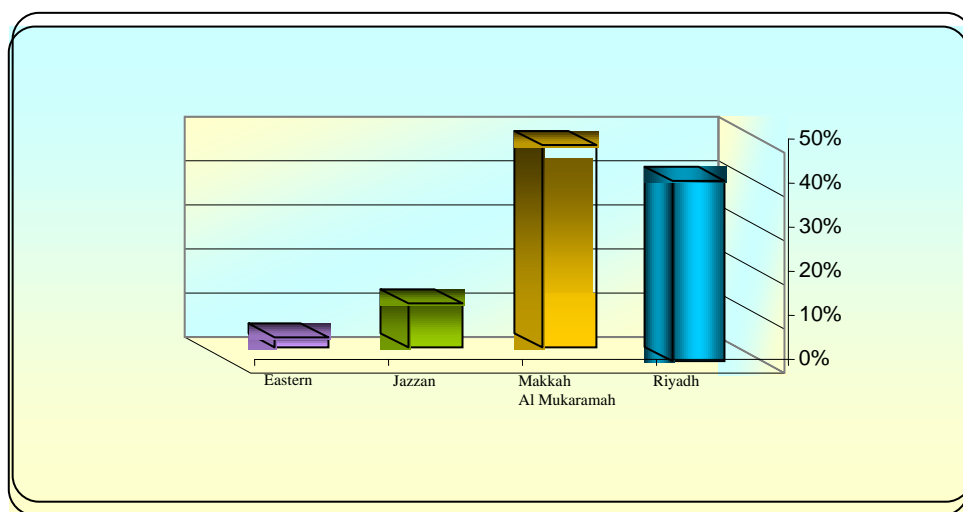


The Administrative cases reached to (22%) of the total cases, scoring the highest percentage, as detailed in the following table :

Table (198)
Total of Administrative cases since foundation up to 1427H-2006

	Riyadh	Makkah	Jazzan	Eastern Region	Total	Percentage
1425H-2004	116	77			193	10%
1426H-2005	320	478	24		822	43%
1427H-2006	355	335	176	45	912	47%
Total	792	890	200	45	1927	100%
Percentage	41%	46%	10%	2%	100%	

Figure (26)
Administrative cases received by the National Society for Human Rights as per branch since its foundation up to 1427H-2006

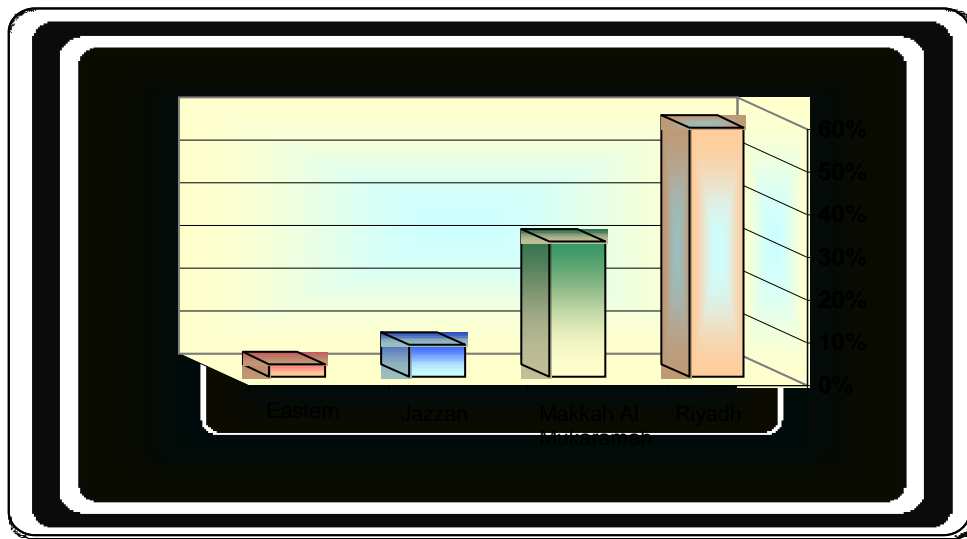


Coming next in range are Prisoners cases which reached (18%) of total cases, as detailed in the following table :

Table (199)
Total of Prisoners cases since foundation up to 1427H-2006

	Riyadh	Makkah	Jazzan	Eastern Region	Total	Percentage
1425H-2004	218	53			271	18%
1426H-2005	371	252	13		636	42%
1427H-2006	286	171	101	45	603	40%
Total	875	476	114	45	1510	100%
Percentage	58%	32%	8%	3%	100%	

Figure (27)
Prisoners' cases revived by the National Society for Human Rights as
per branch since foundation up to 1427H-2006

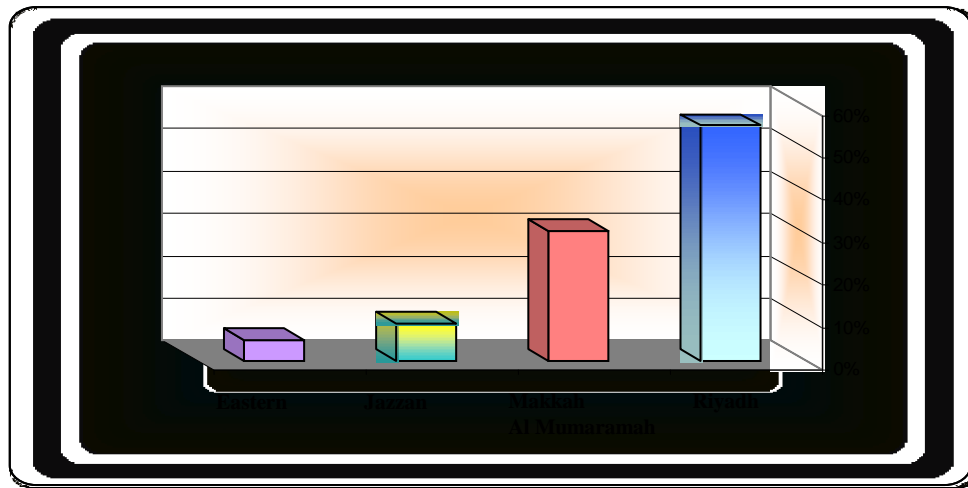


The laborer cases reached (13%) of total cases, as detailed in the following table

Table (200)
Total laborer cases received by the Society since foundation up to
1427H -2006

	Riyadh	Makkah	Jazzan	Eastern Region	Total	Percentage
1425H-2004	259	30			289	27%
1426H-2005	164	200	14		378	35%
1427H-2006	182	104	83	53	422	39%
Total	605	334	97	53	1089	100%
Percentage	56%	31%	9%	5%	100%	

Figure (28)
Laborer cases received by the National Society for Human Rights as
per branch since foundation up to 1427H-2006




The family violence cases reached (8%) of total cases received, as detailed in the following table :

Table (201)
Total of family violence cases since foundation up to 1427H-2006

	Riyadh	Makkah	Jazzan	Eastern Region	Total	Percentage
1425H-2004	18	26			44	6%
1426H-2005	82	190	12		284	40%
1427H-2006	70	264	26	25	385	54%
Total	170	480	38	25	713	100%
Percentage	24%	67%	5%	4%	100%	

Figure (29)
Family violence cases received by the National Society for Human Rights as per
branch since foundation up to 1427H-2006

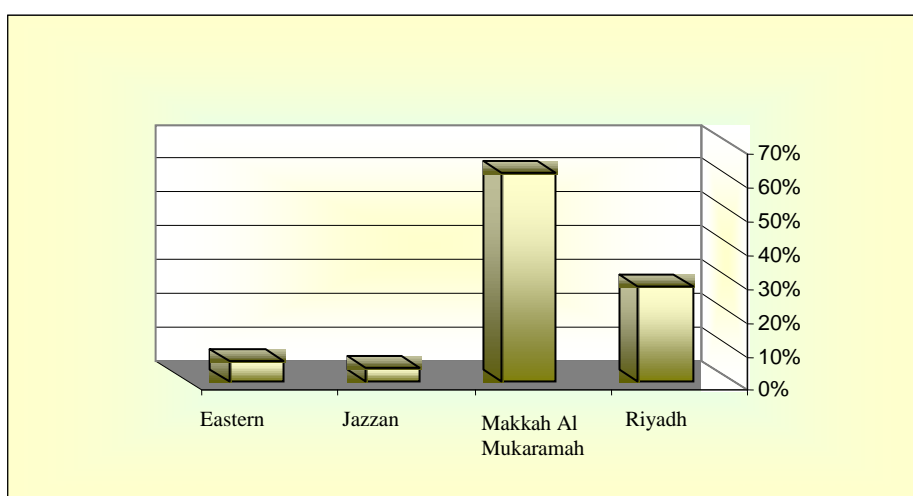


Personal Affairs cases reached (7%) of total received cases, as detailed in the following table:

Table (202)
Total of Personal affairs cases since foundation up to 1427H-2006

	Riyadh	Makkah	Jazzan	Eastern Region	Total	Percentage
1425H-2004	12	25			37	6%
1426H-2005	95	200	1		296	47%
1427H-2006	70	166	24	39	298	47%
Total	177	390	25	39	631	100%
Percentage	28%	62%	4%	6%	100%	

Figure (30)
Personal Affairs cases received by the National Society for Human Rights as per branch since foundation up to 1427H-2006

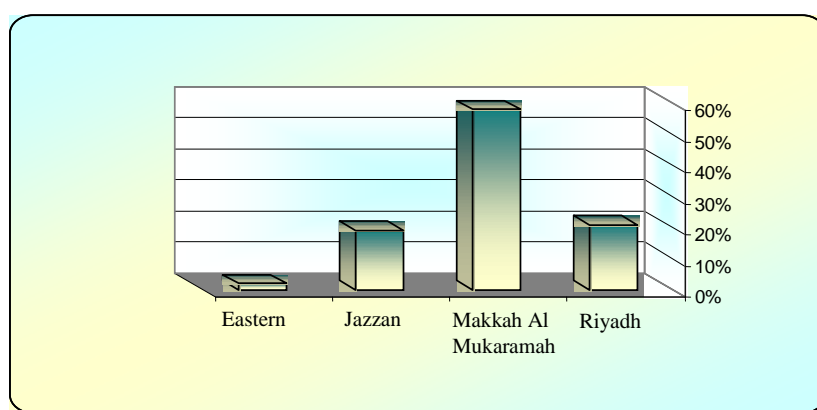


Civil Affairs cases reached (7%) of total cases, as detailed in the following table :

Table (203)
Total of civil Affairs cases since foundation to 1427H-2006

	Riyadh	Makkah	Jazzan	Eastern Region	Total	Percentage
1425H-2004	45	21			66	11%
1426H-2005	15	191	11		217	37%
1427H-2006	61	129	103	14	307	52%
Total	121	341	114	14	590	100%
Percentage	21%	58%	19%	2%	100%	

Figure (31)
Total of civil affairs cases received by the National Society for Human Rights as per branch since foundation up to 1427H-2006



It was notice in relation to offenders in civil affairs cases, that withdrawing of I.D. in civil affairs cases was sometimes from a family member such as husband or father, these cases reached (85)case representing (1%) of total cases received by the Society as follows :

Table (204)
Withdrawing of I.D. documents by one of the family members since foundation up to 1427H-2006

	Riyadh	Makkah	Jazzan	Eastern Region	Total	Percentage
1425H-2004	2	5			7	8%
1426H-2005	6	29	1		36	42%
1427H-2006	13	21	2	6	42	49%
Total	21	55	3	6	85	100%
Percentage	25%	65%	4%	7%	100%	

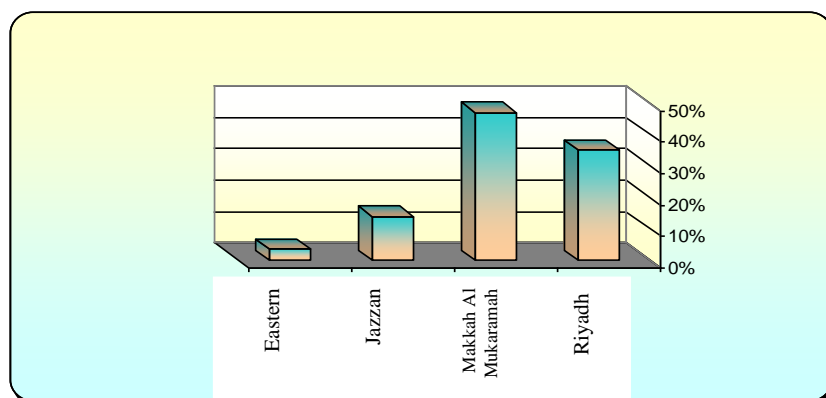
Therefore, the total family problems received by the Society either family violence or Personal affairs or drawing I.D. by a family member reached (1429) cases representing (16%) of the total cases received by the Society.

The Judicial cases reached (6%) of total cases, as detailed in the followed table:

Table (205)
Total of judicial cases since foundation up to 1427H-2006

	Riyadh	Makkah	Jazzan	Eastern Region	Total	Percentage
1425H-2004	30	26			56	11%
1426H-2005	101	124	26		251	51%
1427H-2006	41	81	43	18	183	37%
Total	172	231	69	18	490	100%
Percentage	35%	47%	14%	4%	100%	

Figure (32)
Judicial cases received by the National Society for Human Rights as
per branch since foundation up to 1427H-2006

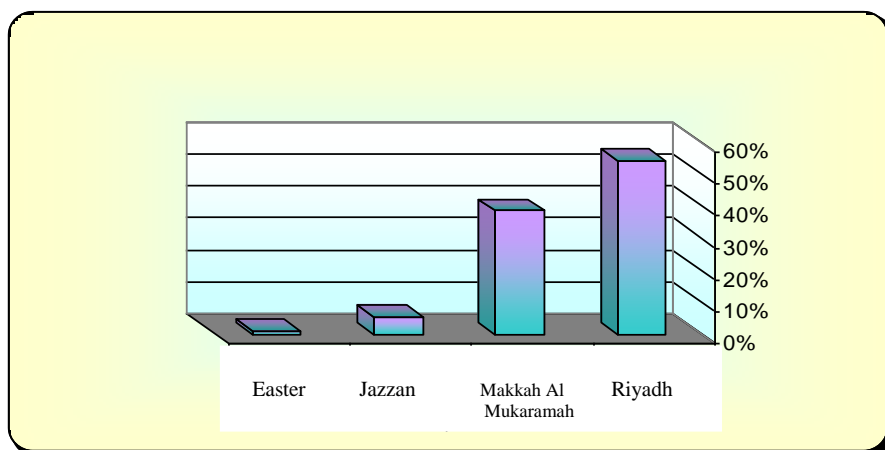


At the end, the disputes between individuals and companies, and requests for financial assistance has been classified as " others cases", and reached (19%) of total of received cases by the Society as detailed in the following table:

Table (206)
Total of "others" cases since foundation up to 1427H-2006

	Riyadh	Makkah	Jazzan	Eastern Region	Total	Percentage
1425H-2004	89	69			158	10%
1426H-2005	674	305	16		995	61%
1427H-2006	118	254	72	21	465	29%
Total	881	628	88	20	1618	100%
Percentage	54%	39%	5%	1%	100%	

Figure (33)
Other cases received by the National Society for Human Rights as per
branch since foundation up to 1427H- 2006



**Total cases received by the National Society for Human Rights as per
Offending or addressed body**

Table (207)

Total of Administrative cases since foundation up to 1427H-2006

Offending body	Number	Percentage
Ministry of Education	280	14.53%
Municipalities	243	12.61%
Police	176	9.13%
Ministry of Health	131	6.80%
Ministry of Interior	130	6.75%
Security Bodies	106	5.50%
Ministry of Social Affairs	86	4.46%
Ministry of Civil Service	73	3.79%
Ministry of Water & Electricity	61	3.17%
Amarah (governorates)	58	3.01%
Ministry of High Education	53	2.75%
Passports	53	2.75%
The Commission of Promotion of Virtues and Prevention of Vices	47	2.44%
Ministry of Justice	44	2.28%
Civil Rights	41	2.13%
Ministry of Finance	31	1.61%
Ministry of Defense & Aviation	21	1.09%
HR. support fund	21	1.09%
Ministry of Endowment & Islamic Culture	18	0.93%
Drugs Control Dept.	18	0.93%
Saudi Airways	18	0.93%
Traffic	17	0.88%
Ministry of Transportation	16	0.83%

Civil Affairs	16	0.83%
National Guard	13	0.67%
Ministry of Commerce & Industry	11	0.57%
Commission of Investigation & General Allegation	11	0.57%
Government Hospitals	11	0.57%
Boarder Guard	11	0.57%
Aramco Co.	10	0.52%
Ministry of Culture & Information	7	0.36%
Communication & Information Technology Corporation	7	0.36%
General Organization for Social Insurance	7	0.36%
Saudi Arabian Monetary Agency	6	0.31%
Ministry of Labor	5	0.26%
Ministry of Foreign Affairs	5	0.26%
Administration officers	5	0.26%
Ministry of Agriculture	4	0.21%
General Directorate of Jails	4	0.21%
Royal Bureau	4	0.21%
Ministry of Post, Telegram and Telephone	3	0.16%
Civil Aviation	3	0.16%
Ministry of Municipality and Rural Affairs	2	0.10%
Capital Market Authority	2	0.10%
Government Schools	2	0.10%
Embassies	2	0.10%
General Corporation of Technical Education & Vocational Training	2	0.10%
Chamber of Commerce & Industry	2	0.10%
Civil Defense	2	0.10%
Customs	2	0.10%

Saudi Post	2	0.10%
Ministry of Health – Kuwait	1	0.05%
Railway Corporation	1	0.05%
Jazzan Port	1	0.05%
Directorate of Health Affairs	1	0.05%
Social Welfare Corporation	1	0.05%
Banking Dispute settlement Committee	1	0.05%
King Khalid Air Base	1	0.05%
Real Estate Fund	1	0.05%
Council of Ministers Bureau	1	0.05%
Council of Ministers Presidency Bureau	1	0.05%
Real Estate Bank	1	0.05%
Foreigners Dept.	1	0.05%
Royal Commission of Jubail & Yanbu	1	0.05%
Preliminary Custom Committee	1	0.05%
Saudi Royal Air Force	1	0.05%
Naval Force	1	0.05%
Special Rights	1	0.05%
Public Department of Mujahdeen	1	0.05%
Not Available	6	0.31%
Total	1927	100.00%

Figure (34)
Total Administrative Cases as per Addressed Bodies since Foundation
up to 1427H-2006

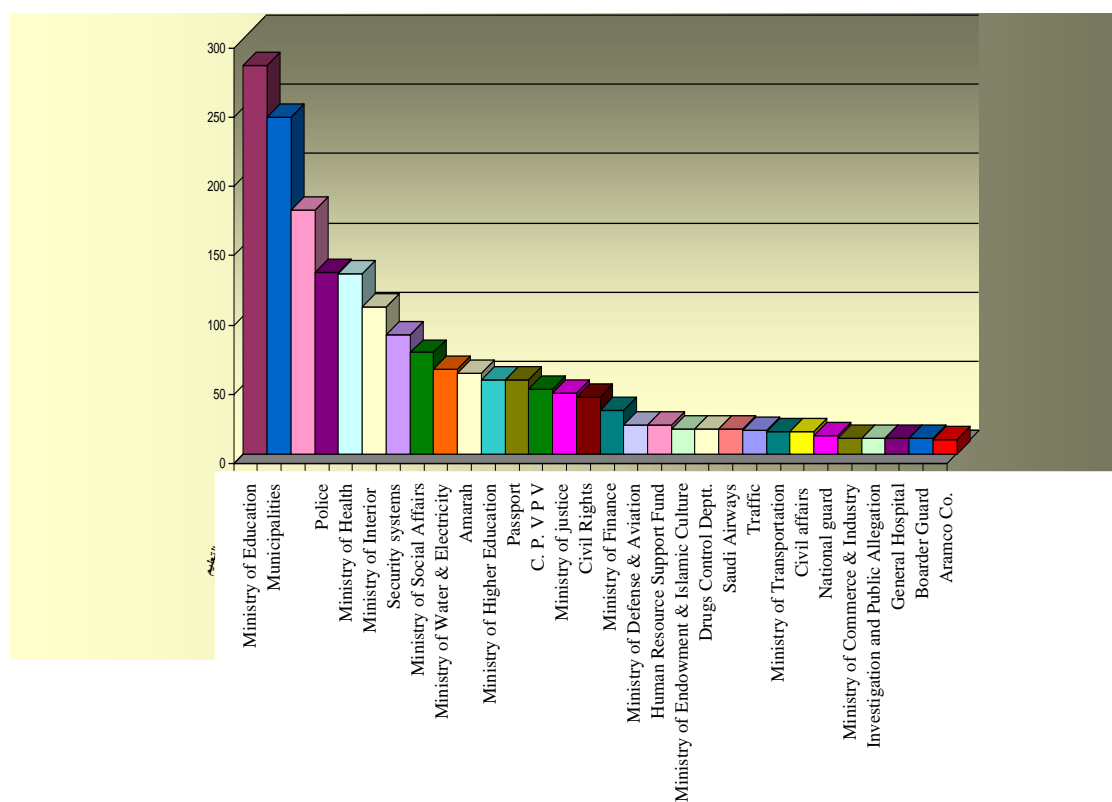


Table (208)
Total of prisoners cases since foundation up to 1427H-2006

Addressed body	Number	Percentage
General Directorate of Jails	786	52.05%
Public Investigations	324	21.46%.
Police	93	6.16%
Jazzan Jails	67	4.44%
Judicial	37	2.45%
Passports	36	2.38%
Drugs Control Dept.	21	1.39%
Eastern Region Jails	20	1.32%
Ministry of Interior	14	0.93%
Social Observation Houses	13	0.86%
Amarah	12	0.79%
Ministry of Human Rights – Iraq	11	0.73%
Commission of Investigation & General Allegation	9	0.60%
Civil Affairs	9	0.60%
Deportation Jails	8	0.53%
Assir Jails	6	0.40%
American President	5	0.33%
Criminal Investigations	4	0.26%
The General Presidency of Promotion of Virtues and Prevention of Vices	3	0.20%
Traffic	3	0.20%
Egyptian Human Rights Organization	2	0.13%
Saudi Embassy – Damascus	2	0.13%
Investigation & Control Board	2	0.13%
Najran jails	2	0.13%
International Human Rights Organization	1	0.07%

International Red Cross- Cairo	1	0.07%
Saudi Embassy- Russia	1	0.07%

Yemeni Embassy – Saudi Arabia	1	0.07%
American Embassy – Saudi Arabia	1	0.07%
Red Cross – Kuwait	1	0.07%
Ministry of Social Affairs	1	0.07%
American Ministry of Justice	1	0.07%
Civil Defense	1	0.07%
Juvenile Care House	1	0.07%
Egyptian Embassy – Saudi Arabia	1	0.07%
Military Jails at Naval Base	1	0.07%
Boarder Guard Jail	1	0.07%
Not available	8	0.53%
Total	1510	100%

Figure (35)
Total of prisoners cases as per addressed bodies since foundation up to 1427H-2006

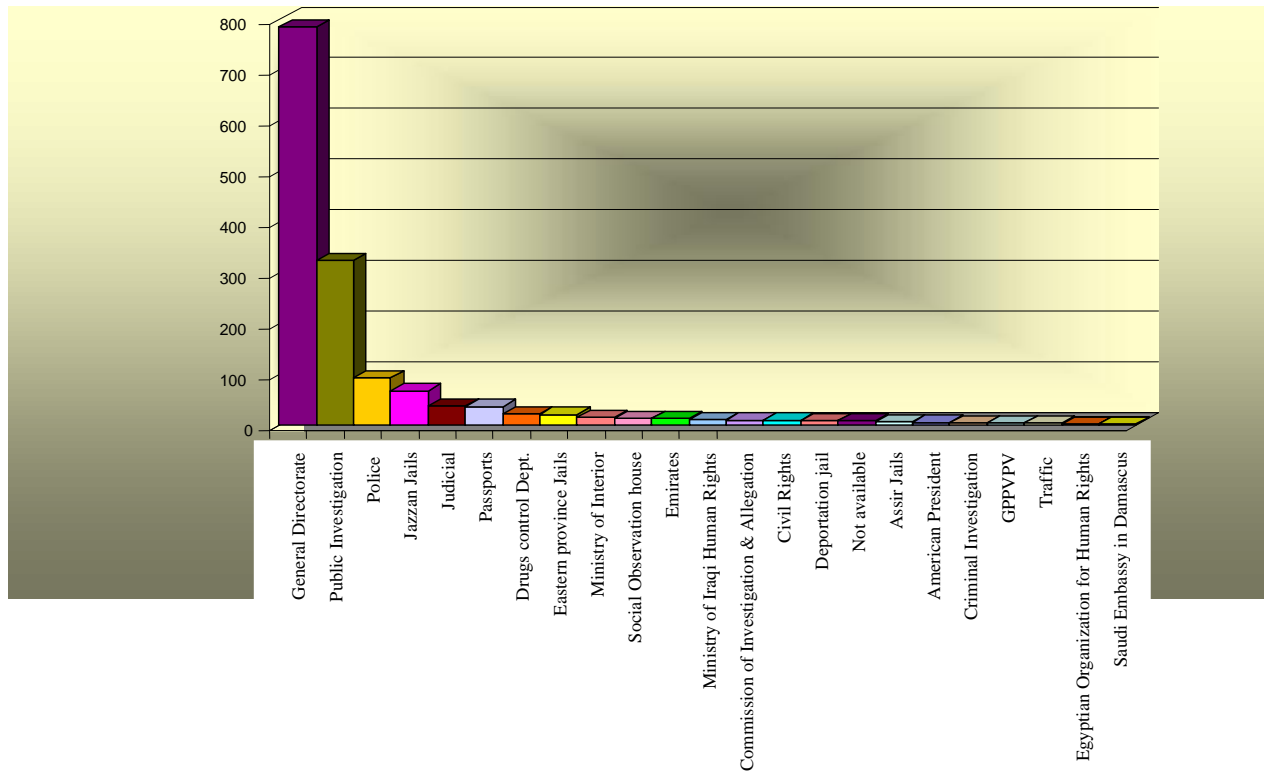


Table (209)

Total of laborer cases since foundation up to 1427H-2006

Complaint body	Number	Percentage
National companies	538	49.40%
Sponsors	374	34.34%
Saudi Banks	38	3.49%
Saudi Newspapers	35	3.21%
Training Institute	33	3.03%
National Clinics	20	1.84%
National Hospitals	17	1.56%
National Schools	14	1.29%
Recruitment office	6	0.55%
Laborers	3	0.28%
Endowments offices	2	0.18%
Supreme Committee for Trading Disputes	2	0.18%
Hotels	2	0.18%
Partners	1	0.09%
Saudi Clubs	1	0.09%
Preliminary Committee for Laborer Disputes Settlement	1	0.09%
Lawyers offices	1	0.09%
Foreign Embassies	1	0.09%
Total	1089	100.00%

Figure (36)
Total of laborer cases as per Offending bodies since foundation up to 1427H-2006

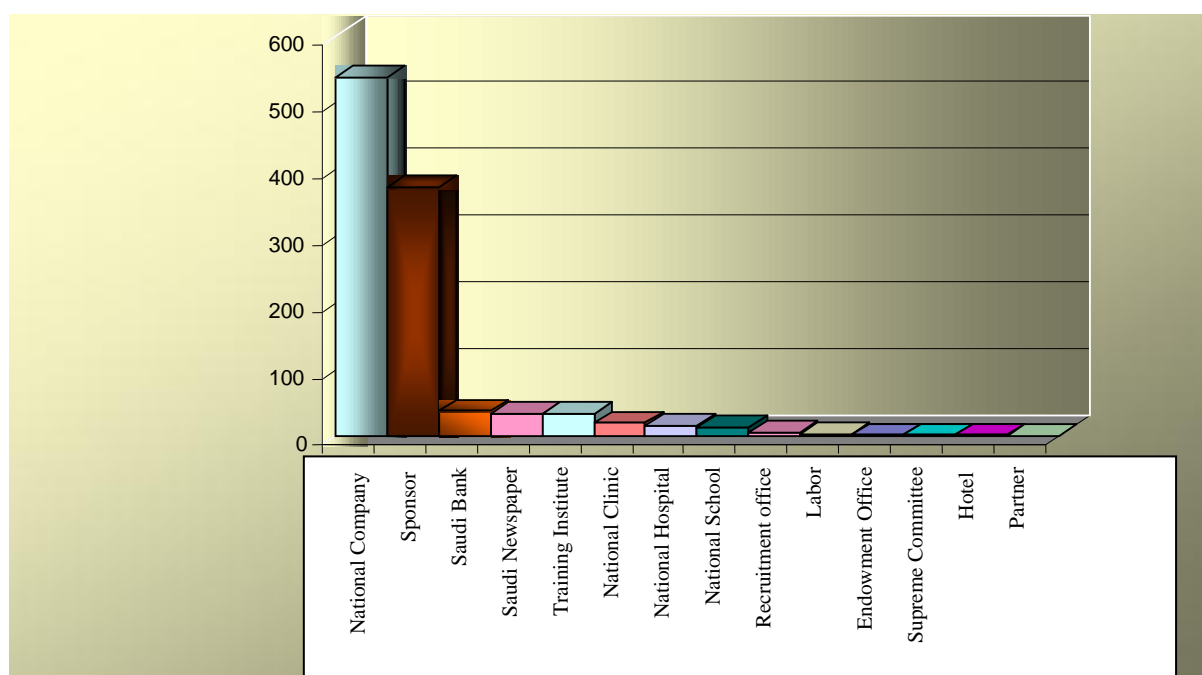


Table (210)
Total of family violence cases since foundation up to 1427H-2006

Offending body	Number	Percentage
Husbands	293	41.09%
Fathers	184	25.81%
Brothers	52	7.29%
Relatives	47	6.59%
Divorcers	32	4.49%
Sons	18	2.52%
Stepmothers	17	2.38%
Mothers	13	1.82%
Husband relatives	12	1.68%
wives	9	1.26%
wives relatives	7	0.98%
Cousins	5	0.70%
Daughters	4	0.56%
Grandmothers	4	0.56%
Grandfathers	3	0.42%
Sisters	2	0.28%
Uncles	2	0.28%
Cousin sons	1	0.14%
Neighbors	1	0.14%
Uncles	1	0.14%
Divorces	1	0.14%
Mother relatives	1	0.14%
Son in law	1	0.14%
Sister in law	1	0.14%
Individuals	1	0.14%
Unknown	1	0.14%
Total	713	100.00%

Figure (37)
Family violence cases as per Offending bodies since foundation up to 1427H-2006

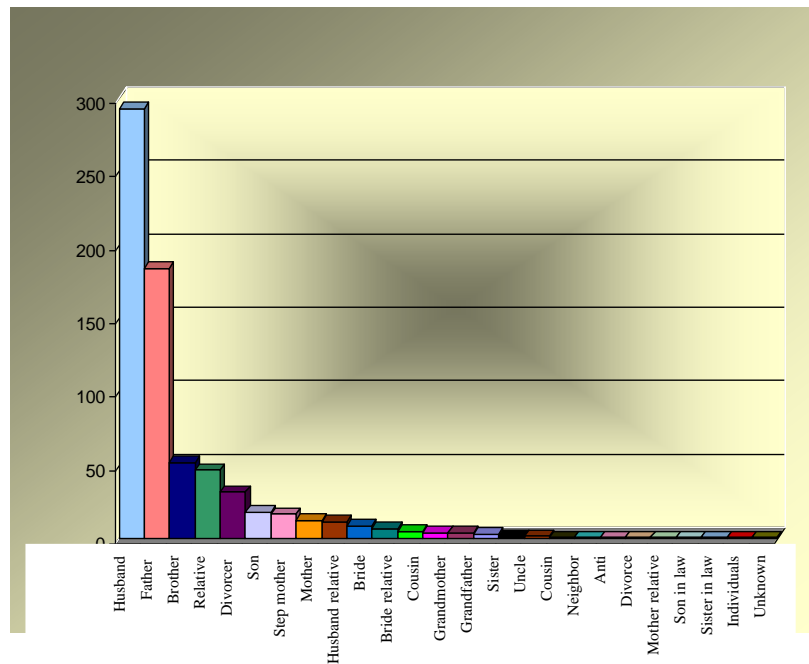


Table (211)
Total of Personal Affairs cases since foundation up to 1427H-2006

Offending body	Number	Percentage
Husbands	245	38.83%
Divorcers	212	33.60%
Brothers	43	6.81%
Fathers	37	5.86%
Relatives	26	4.12%
Cousins	13	2.06%
Divorces	12	1.90%
Husband relatives	11	1.74%
wives	10	1.58%
wives relatives	9	1.43%
Stepmothers	4	0.63%
Sons	3	0.48%
Sisters in law	2	0.32%
Uncles	2	0.32%
Cousins	1	0.16%
Sisters	1	0.16%
Total	631	100.00%

Figure (38)
**Total of Personal Affairs Cases as per Offending Bodies since
 foundation up to 1427H-2006**

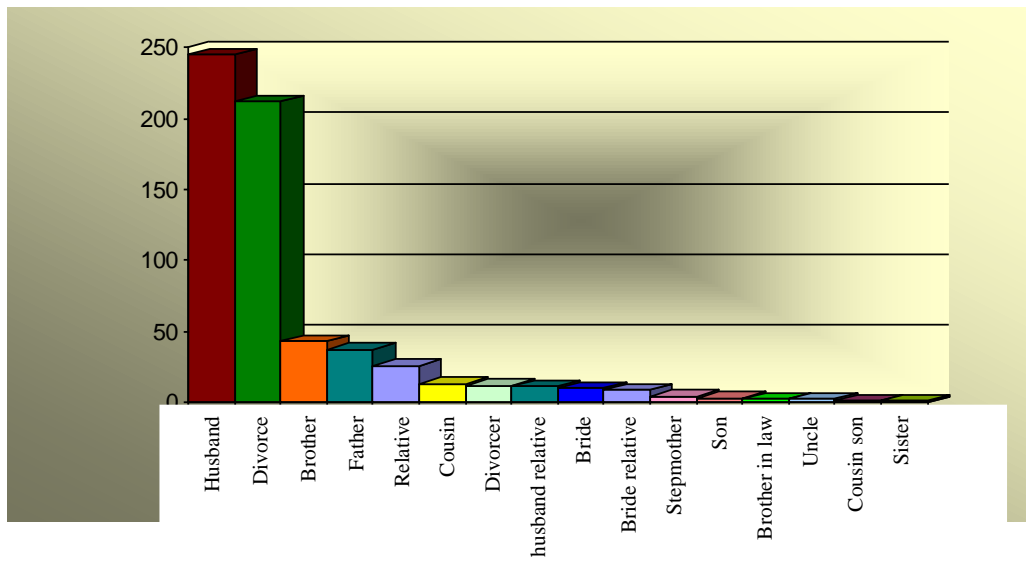


Table (212)
Total of Civil Affairs Cases since Foundation up to 1427H-2006

Offending body	Number	Percentage
Civil Affairs	376	63.73%
Passports	46	7.80%
Husbands	34	5.76%
Divorcers	23	3.90%
Fathers	22	3.73%
Individuals	20	3.39%
Ministry of Interior	17	2.88%
Judicial	9	1.53%
Ministry of Education	7	1.195
Sponsors	5	0.85%
Brothers	3	0.51%
Amarah	3	0.515
Ministry of Justice	3	0.51%
Palestinian Embassy	2	0.34%
Police	2	0.34%
General Directorate of Jails	2	0.34%
National Companies	2	0.34%
Ministry of Foreign Affairs	2	0.34%
Ministry of Health	2	0.34%
Cousins	1	0.17%
Husband relatives	1	0.17%
Municipalities	1	0.17%
Egyptian Embassy	1	0.17%
Government Schools	1	0.17%
Ministry of Civil Service	1	0.17%

Ministry of Social Affairs	1	0.17%
Administrative Investigations	1	0.17%

Passport Dept- Qatar	1	0.17%
Office of Labor & Laborers	1	0.17%
Stepmothers	1	0.17%
Total	591	100.00%

Figure (39)
Civil Affairs cases as per Offending bodies since foundation up to 1427H-2006

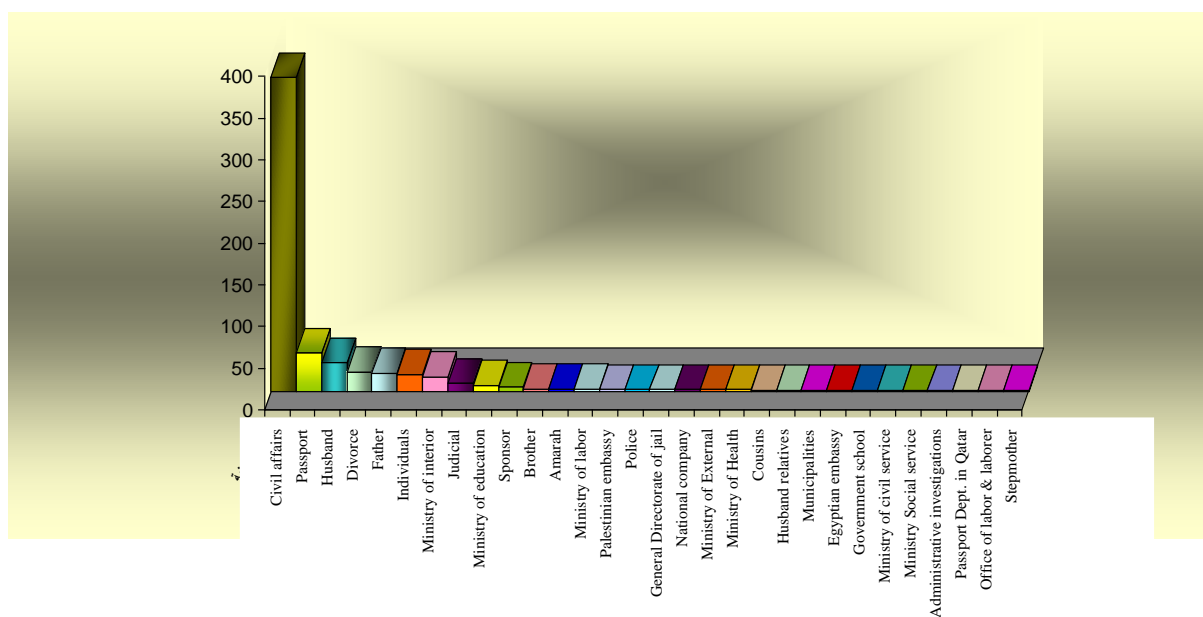


Table (213)
Judicial cases since foundation up to 1427H-2006

Offending body	Number	Percentage
Judicial	431	87.96%
Judges	52	10.61%
Grievance Bureau	2	0.41%
Military Courts Bureau	1	0.20%
Banking Dispute settlement Committees	1	0.20%
Trading Disputes Settlement Offices	1	0.20%
Forensic Medicine Committee	1	0.20%
Al Sharqa Court	1	0.20%
Total	490	100.00%

Figure (40)
Total of Judicial Cases as per Offending Bodies since foundation up to 1427H-2006

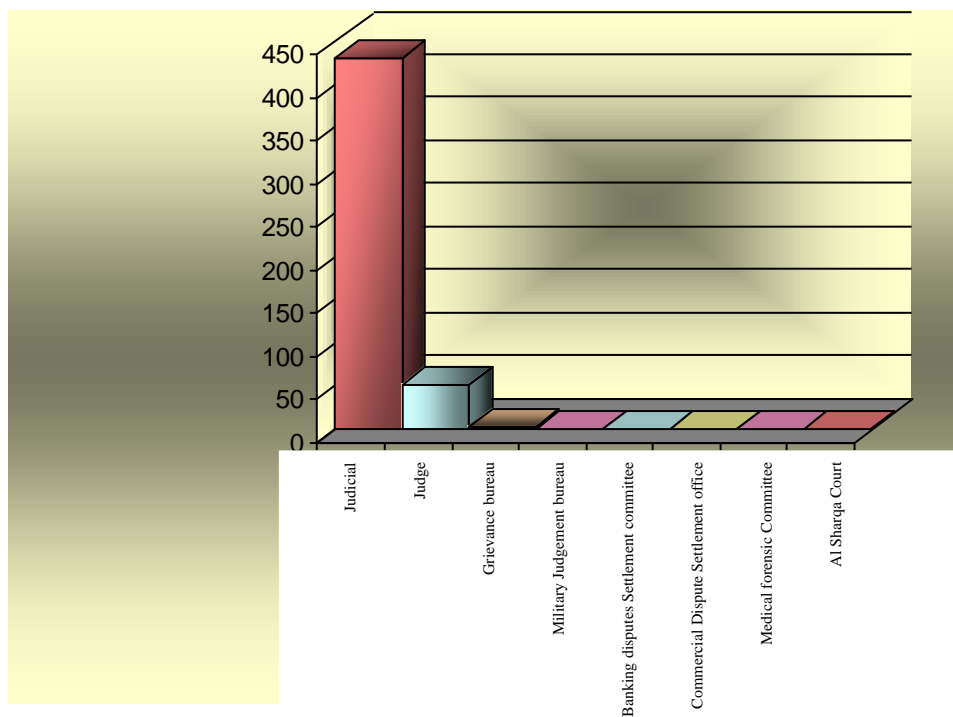
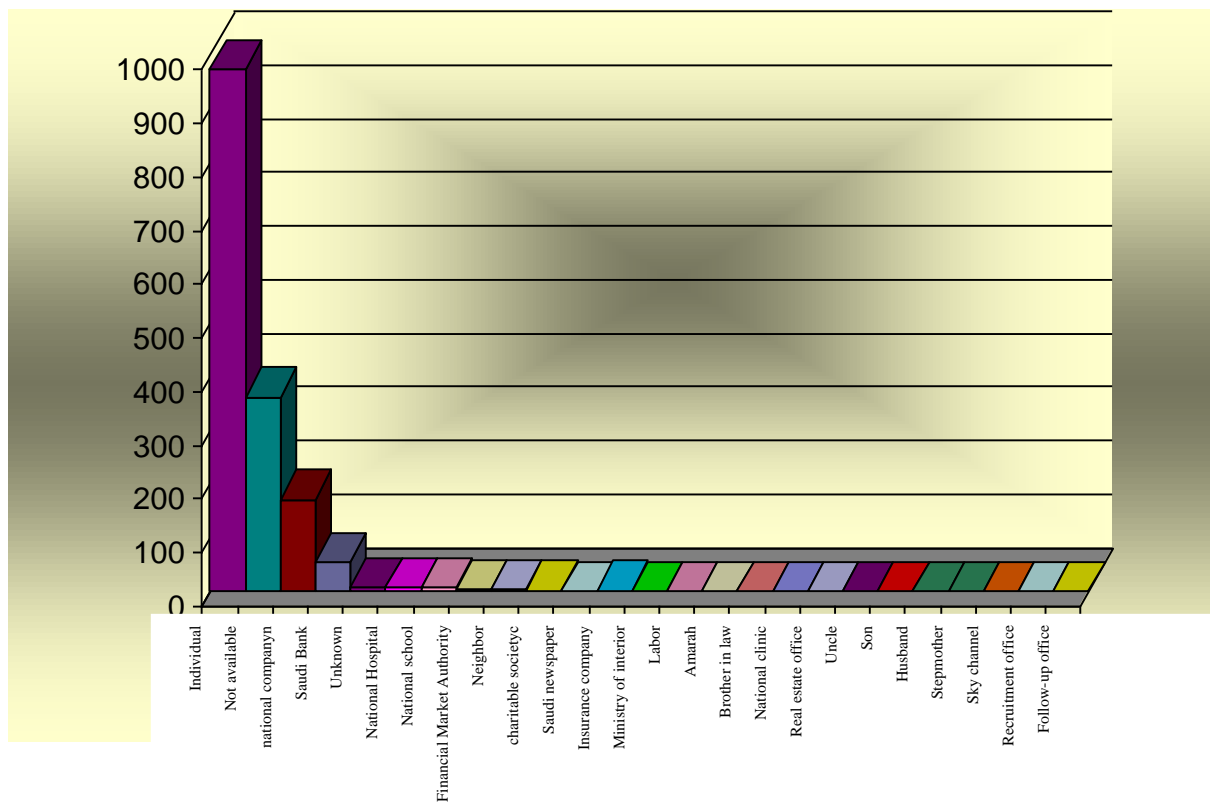


Table (214)
Total of "Others" cases since foundation up to 1427H-2006

Offending body	Number	Percentage
Individuals	973	60.14%
National companies	172	10.63%
Saudi banks	55	3.40%
National hospitals	7	0.43%
National schools	7	0.43%
Capital market authority	6	0.37%
Neighbors	4	0.25%
Charitable Societies	3	0.19%
Saudi newspapers	2	0.12%
Insurance companies	3	0.19%
Ministry of Interior	2	0.12%
Laborers	1	0.06%
Amarah (Governorates)	1	0.06%
Brother in law	1	0.06%
National Clinics	1	0.06%
Real Estate offices	2	0.12%
Cousins	1	0.06%
Sons	1	0.06%
Husbands	1	0.06%
Stepmothers	1	0.06%
Satellite channels	1	0.06%
Recruitment offices	1	0.06%
Follow-up offices	1	0.06%
Unknown	8	0.49%
Not available	363	22.44%
Total	1618	100.00%

Figure (41)
Total of other cases as per Offending body since foundation up to 1427H-2006



Chapter Eight
Total Letters issued by the National Society for Human
Rights with related Responses for the years
1425H-1426H-1427H (2005-2006-2007)

Table (215)
Letters Issued by the Society to concerned bodies and related Responses – as per year

Addressed body	Number of letters	Number of replies	Percentage of letters	Percentage of replies
1425H-2004	105	42	3.40%	40.00%
1426h-2005	1876	1388	60.77%	73.99%
1427h-2006	1106	379	35.83%	34.27%
Total	3087	1809	100.00%	58.60%

Figure (42)
Letters Issued by the Society to concerned bodies and related Responses – as per year

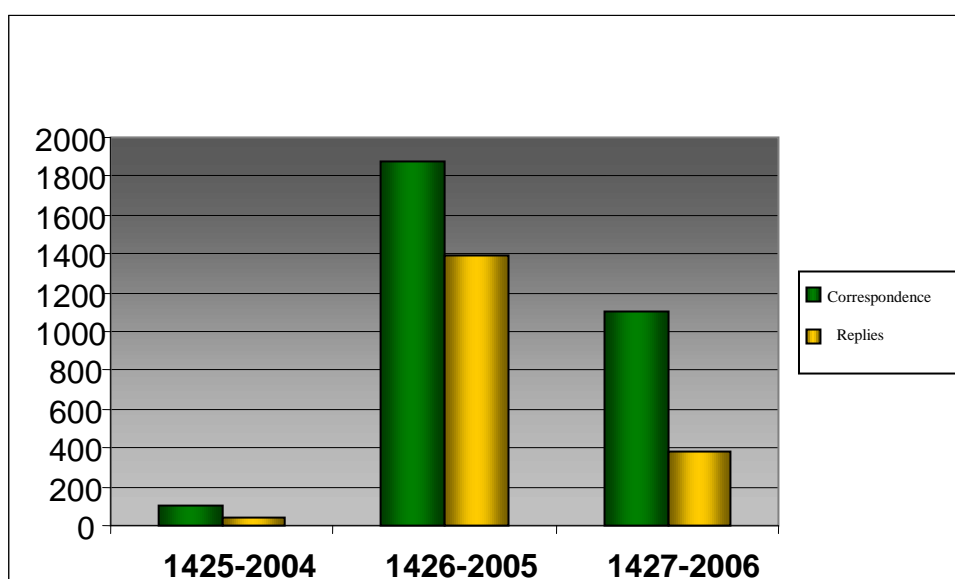


Table (216)
Total letters issued by the society to the concerned bodies and related Responses – as per society branches

Addressed body	Number of letters	Number of replies	Percentage of letters	Percentage of replies
Riyadh	1985	1418	64.30%	71.44%
Makkah Al Mukaramah	872	274	28.25%	31.42%
Jazzan	198	112	6.41%	56.57%
Eastern Region	32	5	1.04%	15.63%
Total	3087	1809	100.00%	58.60%

Figure (43)
Total of Society letters to the concerned bodies and related Responses, as per society branches

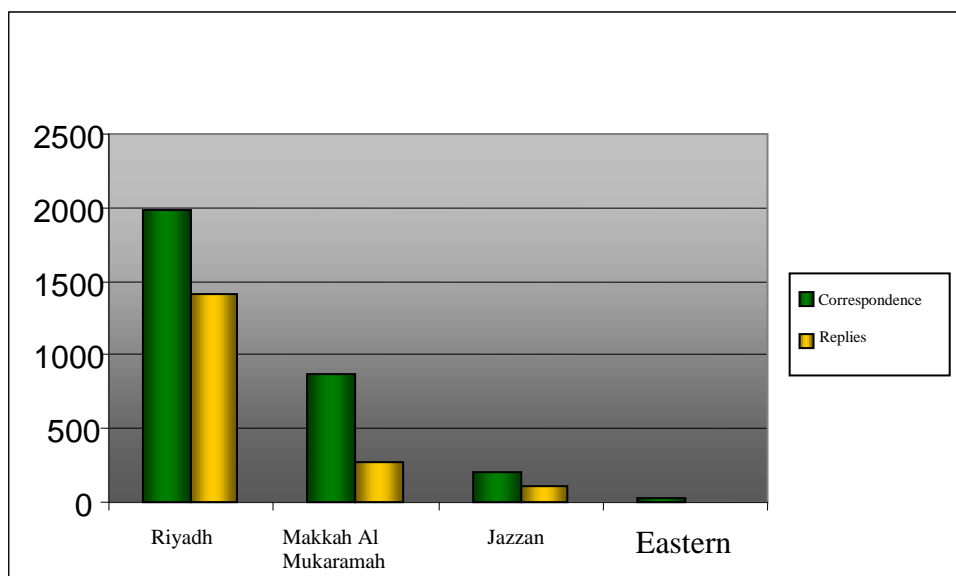


Figure (44)
Letters issued by the National Society for Human Rights against
concerned bodies' replies throughout the three years

