

The National Society for Human Rights

The Statistics Book

For the Year 1426H

“And indeed We have honored the Children of Adam, and We have carried them on land and sea, and have provided them with Al –Tayyibat (good lawful things), and have preferred them above many of those whom We have created with a marked preferment.”

(Chapter of Al Isra, Verse ‘70’)

INDEX OF SUBJCTS

	SUBJECT	P. No.
	Vision & Message	13
	Definitions	15
Chapter One	Statistics of Cases Forwarded to the National Society for Human Rights for the Year 1426H	23
	Total Statistics of Incoming Cases During the Year 1426H	
Chapter Two	The Cases Forwarded to Riyadh Main Office of the National Society for Human Rights	42
Chapter Three	The Cases Forwarded to Makkah Branch of the National Society for Human Rights	69
Chapter Four	The Cases Forwarded to Jazan Branch of the National Society for Human Rights	95
Chapter Five	Correspondence Issued By The National Society for Human Rights & Relevant Reponses	112

INDEX OF TABLES

Table No.	Subject	Page No.
1-	Total Cases Forwarded to the National Society for Human Rights	24
1-2	Total Cases Forwarded to the National Society for Human Rights According to the Receiving Branch	25
1-3	Total Cases Forwarded to the National Society for Human Rights According to Forwarder's Category	26
1-4	Total Cases Forwarded to the National Society for Human Rights According to Forwarder's Nationality	27
1-5	Administrative Cases	29
1-6	Prisoners' Cases	30
1-7	Laborers' Cases	31
1-8	Family Violence Cases	31
1-9	Personal Affairs Cases	32
1-10	Civil Affairs Cases	32
1-11	Judicial Cases	33
1-12	Other Cases	33
1-13	Total Administrative Cases Per Addressed Party (Addressee)	34
1-14	Total Prisoners' Cases Per Addressed Party (Addressee)	36
1-15	Total Labor Cases Per Defendant Party	37
1-16	Total Family Violence Cases Per Defendant Party	37
1-17	Total Personal Affairs Cases Per Defendant Party	38
1-18	Total Civil Affairs Cases Per Defendant Party	39
1-19	Total Judicial Cases Per Defendant Party	40
1-20	Other Cases Per Defendant Party	40
1-21	Total Forwarded Cases According to Gender & Nationality, Riyadh Main Office	43
1-22	Total Cases According to Kingdom's Administrative Areas. Riyadh Main Office	44
1-23	Administrative Cases According to Gender, Riyadh Main Office	46
1-24	Administrative Cases According to Nationality, Riyadh Main Office	46
1-25	Administrative Cases According to City, Riyadh Main Office	47
1-26	Administrative Cases According to Category of the Case, Riyadh Main Office	48
1-27	Administrative Cases According to Addressee, Riyadh Main Office	49

1-28	Prisoners' Cases According to Gender, Riyadh Main Office	50
1-29	Prisoners' Cases According to Nationality, Riyadh Main Office	50
1-30	Prisoners' Cases According to City, Riyadh Main Office	51
1-31	Prisoners' Cases According to Category of the Case, Riyadh Main Office	52
1-32	Prisoners' Cases According to Addressee, Riyadh Main Office	53
1-33	Laborers' Cases According to Gender, Riyadh Main Office	53
1-34	Laborers' Cases According to Nationality, Riyadh Main Office	54
1-35	Laborers' Cases According to City, Riyadh Main Office	54
1-36	Laborers' Cases According to Category of the Case, Riyadh Main Office	55
1-37	Laborers' Cases According to Defendant Party, Riyadh Main Office	56
1-38	Family Violence Cases According to Gender, Riyadh Main Office	56
1-39	Family Violence Cases According to Nationality, Riyadh Main Office	56
1-40	Family Violence Cases According to City, Riyadh Main Office	57
1-41	Family Violence Cases According to Category of the Case, Riyadh Main Office	58
1-42	Family Violence Cases According to Defendant Party, Riyadh Main Office	58
1-43	Personal Affairs Cases According to Gender, Riyadh Main Office	59
1-44	Personal Affairs Cases According to Nationality, Riyadh Main Office	59
1-45	Personal Affairs Cases According to City, Riyadh Main Office	59
1-46	Personal Affairs Cases According to Category of the Case, Riyadh Main Office	60
1-47	Personal Affairs Cases According to Defendant Party, Riyadh Main Office	61
1-48	Civil Affairs Cases According to Gender, Riyadh Main Office	61
1-49	Civil Affairs Cases According to Nationality, Riyadh Main Office	61
1-50	Civil Affairs Cases According to City, Riyadh Main Office	62
1-51	Civil Affairs Cases According to Category of the Case, Riyadh Main Office	62
1-52	Civil Affairs Cases According to Defendant Party, Riyadh Main Office	63
1-53	Judicial Cases According to Gender, Riyadh Main Office	63
1-54	Judicial Cases According to Nationality, Riyadh Main Office	63
1-55	Judicial Cases According to City, Riyadh Main Office	64
1-56	Judicial Cases According to Category of the Case, Riyadh Main Office	65
1-57	Judicial Cases According to Defendant Party, Riyadh Main Office	65
1-58	Other Cases According to Gender, Riyadh Main Office	66

1-59	Other Cases According to Nationality, Riyadh Main Office	66
1-60	Other Cases According to City, Riyadh Main Office	66
1-61	Other Cases According to Category of the Case, Riyadh Main Office	67
1-62	Other Cases According to Defendant Party, Riyadh Main Office	68
1-63	Total Submitted Cases According to Gender & Nationality, Makkah Region Branch	70
1-64	Total Cases According to the Kingdom's Administrative Areas, Makkah Region Branch	71
1-65	Administrative Cases According to Gender, Makkah Region Branch	73
1-66	Administrative Cases According to Nationality, Makkah Region Branch	73
1-67	Administrative Cases According to City, Makkah Region Branch	74
1-68	Administrative Cases According to Category of the Case, Makkah Region Branch	75
1-69	Administrative Cases According to Addressee, Makkah Region Branch	76
1-70	Prisoners' Cases According to Gender, Makkah Region Branch	77
1-71	Prisoners' Cases According to Nationality, Makkah Region Branch	77
1-72	Prisoners' Cases According to City, Makkah Region Branch	78
1-73	Prisoners' Cases According to Category of the Case, Makkah Region Branch	78
1-74	Prisoners' Cases According to Addressee, Makkah Region Branch	79
1-75	Laborers' Cases According to Gender, Makkah Region Branch	80
1-76	Laborers' Cases According to Nationality, Makkah Region Branch	80
1-77	Laborers' Cases According to City, Makkah Region Branch	81
1-78	Laborers' Cases According to Category of the Case, Makkah Region Branch	81
1-97	Laborers' Cases According to Defendant Party, Makkah Region Branch	82
1-80	Family Violence Cases According to Gender, Makkah Region Branch	82
1-81	Family Violence Cases According to Nationality, Makkah Region Branch	82
1-82	Family Violence Cases According to City, Makkah Region Branch	83
1-83	Family Violence Cases According to Category of the Case, Makkah Region Branch	83
1-84	Family Violence Cases According to Defendant Party, Makkah Region Branch	84
1-85	Personal Affairs Cases According to Gender, Makkah Region Branch	85
1-86	Personal Affairs Cases According to Nationality, Makkah Region Branch	85
1-87	Personal Affairs Cases According to City, Makkah Region Branch	85
1-88	Personal Affairs Cases According to Category of the Case, Makkah Region Branch	86

1-89	Personal Affairs Cases According to Defendant Party, Makkah Region Branch	86
1-90	Civil Affairs Cases According to Gender, Makkah Region Branch	87
1-91	Civil Affairs Cases According to Nationality, Makkah Region Branch	87
1-92	Civil Affairs Cases According to City, Makkah Region Branch	88
1-93	Civil Affairs Cases According to Category of the Case, Makkah Region Branch	88
1-94	Civil Affairs Cases According to Defendant Party, Makkah Region Branch	98
1-95	Judicial Cases According to Gender, Makkah Region Branch	90
1-96	Judicial Cases According to Nationality, Makkah Region Branch	90
1-97	Judicial Cases According to City, Makkah Region Branch	90
1-98	Judicial Cases According to Category of the Case, Makkah Region Branch	91
1-99	Judicial Cases According to Defendant Party, Makkah Region Branch	91
1-100	Other Cases According to Gender, Makkah Region Branch	92
1-101	Other Cases According to Nationality, Makkah Region Branch	92
1-102	Other Cases According to City, Makkah Region Branch	92
1-103	Other Cases According to Category of the Case, Makkah Region Branch	93
1-104	Other Cases According to Defendant Party, Makkah Region Branch	84
1-105	Total Submitted Cases According to Gender And Nationality, Jazan Branch	96
1-106	Total Cases According to the Kingdom's Administrative Areas, Jazan Branch	97
1-107	Administrative Cases According to Gender, Jazan Branch	99
1-108	Administrative Cases According to Nationality, Jazan Branch	99
1-109	Administrative Cases According to City, Jazan Branch	99
1-110	Administrative Cases According to Category of the Case, Jazan Branch	100
1-111	Administrative Cases According to Addressee, Jazan Branch	100
1-112	Prisoners' Cases According to Gender, Jazan Branch	101
1-113	Prisoners' Cases According to Nationality, Jazan Branch	101
1-114	Prisoners' Cases According to City, Jazan Branch	101
1-115	Prisoners' Cases According to Category of the Case, Jazan Branch	102
1-116	Prisoners' Cases According to Addressee, Jazan Branch	102
1-117	Laborers' Cases According to Gender, Jazan Branch	103
1-118	Laborers' Cases According to Nationality, Jazan Branch	103
1-119	Laborers' Cases According to City, Jazan Branch	103
1-120	Laborers' Cases According to Category of the Case, Jazan Branch	104

11-121	Laborers' Cases According to Defendant Party, Jazan Branch	104
1-122	Family Violence Cases According to Gender, Jazan Branch	104
1-123	Family Violence Cases According to Nationality, Jazan Branch	105
1-124	Family Violence Cases According to City, Jazan Branch	105
1-125	Family Violence Cases According to Category of the Case, Jazan Branch	105
1-126	Family Violence Cases According to Defendant Party, Jazan Branch	106
1-127	Personal Affairs Cases According to Gender, Jazan Branch	106
1-128	Personal Affairs Cases According to Nationality, Jazan Branch	106
1-129	Personal Affairs Cases According to City, Jazan Branch	106
1-130	Personal Affairs Cases According to Category of the Case, Jazan Branch	107
1-131	Personal Affairs Cases According to Defendant Party, Jazan Branch	107
1-132	Civil Affairs Cases According to Gender, Jazan Branch	107
1-133	Civil Affairs Cases According to Nationality, Jazan Branch	107
1-134	Civil Affairs Cases According to City, Jazan Branch	108
1-135	Civil Affairs Cases According to Category of the Case, Jazan Branch	108
1-136	Civil Affairs Cases According to Defendant Party, Jazan Branch	108
1-137	Judicial Cases According to Gender, Jazan Branch	109
1-138	Judicial Cases According to Nationality, Jazan Branch	109
1-139	Judicial Cases According to City, Jazan Branch	109
1-140	Judicial Cases According to Category of the Case, Jazan Branch	109
1-141	Judicial Cases According to Defendant Party, Jazan Branch	110
1-142	Other Cases According to Gender, Jazan Branch	110
1-143	Other Cases According to Nationality, Jazan Branch	110
1-144	Other Cases According to City, Jazan Branch	110
1-145	Other Cases According to Category of the Case, Jazan Branch	111
1-146	Other Cases According to Defendant Party, Jazan Branch	111
1-147	The Correspondence Issued by the Society through its Riyadh Main Office & the Relevant Responses & Percentages for the Year 1426H (2006G)	113
1-148	The Correspondence Issued by the Society through its Makkah Region Branch & the Relevant Responses & Percentages for the Year 1426H (2006G)	116
1-149	The Correspondence Issued by the Society through its Jazan Region Branch & the Relevant Responses & Percentages for the Year 1426H (2006G)	119

INDEX OF FIGURES

Figure No.	SUBJECT	Page No.
1-1	Total Cases Forwarded to the National Society for Human Rights for the year	24
1-2	Total Cases Forwarded to the National Society for Human Rights According to the Receiving Branch	25
1-3	Total Cases Forwarded to the National Society for Human Rights According to Forwarder's Category	26
1-4	Total Cases Forwarded to the National Society for Human Rights According to Forwarder's Nationality	28
1-5	Total Cases According to Gender, Riyadh Main Office	43
1-6	Total Cases According to Nationality, Riyadh Main Office	44
1-7	Total Cases According to Basic Categories, Riyadh Main Office	45
1-8	Total Cases According to Kingdom's Admin. Areas, Riyadh Main Office	45
1-9	Total Cases According to Gender, Makkah Branch	70
1-10	Total Cases According to Nationality, Makkah Branch	71
1-11	Total Cases According to Basic Categories, Makkah Branch	72
1-12	Total Cases According to Kingdom's Admin. Areas, Makkah Branch	72
1-13	Total Cases According to Gender, Jazan Branch	96
1-14	Total Cases According to Nationality, Jazan Branch	97
1-15	Total Cases According to Basic Categories, Jazan Branch	98
1-16	Total Cases According to Kingdom's Admin. Areas, Jazan Branch	98

The Vision & Message

The National Society For Human Rights

The National Society For Human Rights has been established in the Kingdom of Saudi Arabia on 18/1/1425H corresponding to 9/3/2004G with the aim of defending humans beings and protecting their human rights under the ordainments of the Islamic Faith, and the enjoiments of the Basic Governance Act, the valid Rules and Regulations, and the International Conventions and Declarations that do not conflict with the Islamic ordainments.

About the Society

The National Society For Human Rights is a non-governmental financially and administratively independent national body. It protects human rights of the citizens, residents, and visitors and supports those rights within and without the Kingdom of Saudi Arabia, as well as cooperates with the International Governmental and Non-governmental Organizations world-wide.

The Vision of the Society

Participating in building up the society of equity and reign of the law according to the gracious Islamic Ordainments which call for tolerance, elimination of oppression, aggression and extremism.

The Message of the Society

Protecting and defending human rights and disseminating the culture thereof, and taking the necessary procedures to redress the complaints and the transgressions relating to human rights in order to check and eliminate such violations, and in addition, drawing up studies, convening conferences, symposiums, workshops, and publishing print-outs, announcing stances, and preparing reports.

DEFINITIONS

Since its inception, the National Society for Human Rights has received a lot of cases which have been classified as follows:

1- Administrative Cases

These are files received by the Society against governmental departments, which revolve around the following:

Request for revision of a decision or grant of a royal pardon, or execution of a judicial verdict; claims of transgression of personal property, objection to a decision, claims about medical faults, aggression, or transgression by some administrative parties, complaints about unemployment, compulsory deportation; requests for profession adjustment, claims about damage from environmental pollution, or poor service rendered to a client; requests for reemployment, transportation or transfer; claims of aggression, dismissal from job because of unsound charge, arbitrary dismissal; demands for compensation or for financial or administrative entitlements; or claims of unofficial pursuit, lengthy procedures, arbitrary transfer, or prohibition from travel vide an administrative decision.

2- Prisoners' Cases

These are files received by the Society concerning petitions for commutation of verdicts, protestation against the transfer of a prisoner, or deteriorating health condition at the prison; or demand for release following expiration of the imprisonment term, or complaint about unfair trials, or request for release or transfer to another prison, or for health care, or claims against maltreatment, violations of rules within the prison, or prevention of visits.

3- Laborers' Cases

These are complaints submitted to the Society by the laborers who are subject to the Labor Law. Such complaints include grievances against forcing the laborers to pay the Residency Permit Renewal Fees, protestation against decisions, delay in taking employment decisions, deprivation of promotion,

decisions on demotions, compulsory deportation, or demands for transfer of sponsorship; or complaints about subjection to psychological violence, arbitrary dismissal; or claims for financial entitlements, or compelling the laborer to perform duties other than agreed upon under the employment contract, or forcing early contracting, or claims for social insurance, reemployment, or prevention of the laborer from traveling to his country.

4- Family Violence Cases

These are complaints received by the Society against family members who perpetrate physical or psychological harm or violent acts provoked by addiction, or by other stimuli such as indictment, slander, sexual harassment, or rape or deprivation from education, employment, marriage, or from seeing one's mother, or resulting from denying asylum.

5- Personal Affairs Cases

These are complaints and cases received by the Society concerning divorce, nursing, alimony, desertion, withholding custody, denying one from seeing one's own sons, deprivation from inheritance, or non-recognition of marriage and filing for divorce.

6- Civil Affairs Cases

These issues relate to requests, complaints or claims on withdrawal of nationality or filing for recovering the same, or withdrawal of identity documentation, or non-addition of sons, or failure of documentation of some occurrences relating to civil affairs.

7- Judicial Cases

The complaints relating to these issues are raised to the Society by persons whose legal cases remain inconclusive with lawcourts for long duration, or undergo lengthy judicial procedures; or by persons who have been subjected to maltreatment by some judges, or been denied their right to have their actions adjudicated, or others who have rejected a verdict or filed for compensation, or been deprived from traveling under a verdict.

8- Other Cases

The other issues include disputes between individuals or corporate, requests for financial assistance, demands for the adoption of some proposals or for offering consultation on legal and juristic matters.

These cases are classified as shown in the following table:

Administrative:
Request for revision
Request for pardon
Demand for executing a verdict
Transgression on property
Objection to a decision
Medical faults
Aggression or transgression by some administrative parties
Unemployment
Compulsory deportation
Adjustment of the professional status
Environmental pollution
Poor service to a client
Request for reemployment
Request for deportation
Request for transfer
Psychological aggression against an employee
Dismissal by reason of a charge
Arbitrary dismissal
Financial and administrative entitlements
Unofficial pursuit
Lengthy procedures
Arbitrary transfer
Claim for compensation
Prevention from traveling by administrative decision
Prisoners:
Request for dropping the remaining verdict term
Objection to transfer a prisoner
Deteriorating prison conditions
Overrun of imprisonment term
Grievance against non-trial
Request for transfer to another prison
Request for deportation
Ill-treatment, aggression, violations of rules within the prison
Psychological aggression against the prisoner
Prohibition of visit
Demand for release

Labor:
Compulsory payment of the fees of the Residency permit
Objection to a decision
Delay of appointment decision
Deprivation of promotion
Demotion
Compulsory deportation
Request for transfer of sponsorship
Psychological aggression against the laborer
Dismissal by reason of a charge
Arbitrary Dismissal
Laborer's Claim for financial entitlements
Force a laborer to do a work
Compulsory premature retirement
Demand for social insurance
Request of reemployment
Prohibit the laborer from traveling to his country

Family Violence
Physical and psychological violence
Violence from addiction
Impeachment and slander
Sexual harassment
Deprivation from education
Deprivation from employment
Deprivation from wage
Deprivation from marriage
Deprivation from seeing one's mother
Request for asylum

Personal Affairs
Divorce
Nursing
Alimony
Desertion

Withhold of custody
Deprivation from seeing one's own sons
Deprivation from inheritance
Non-recognition of marriage and filing for divorce

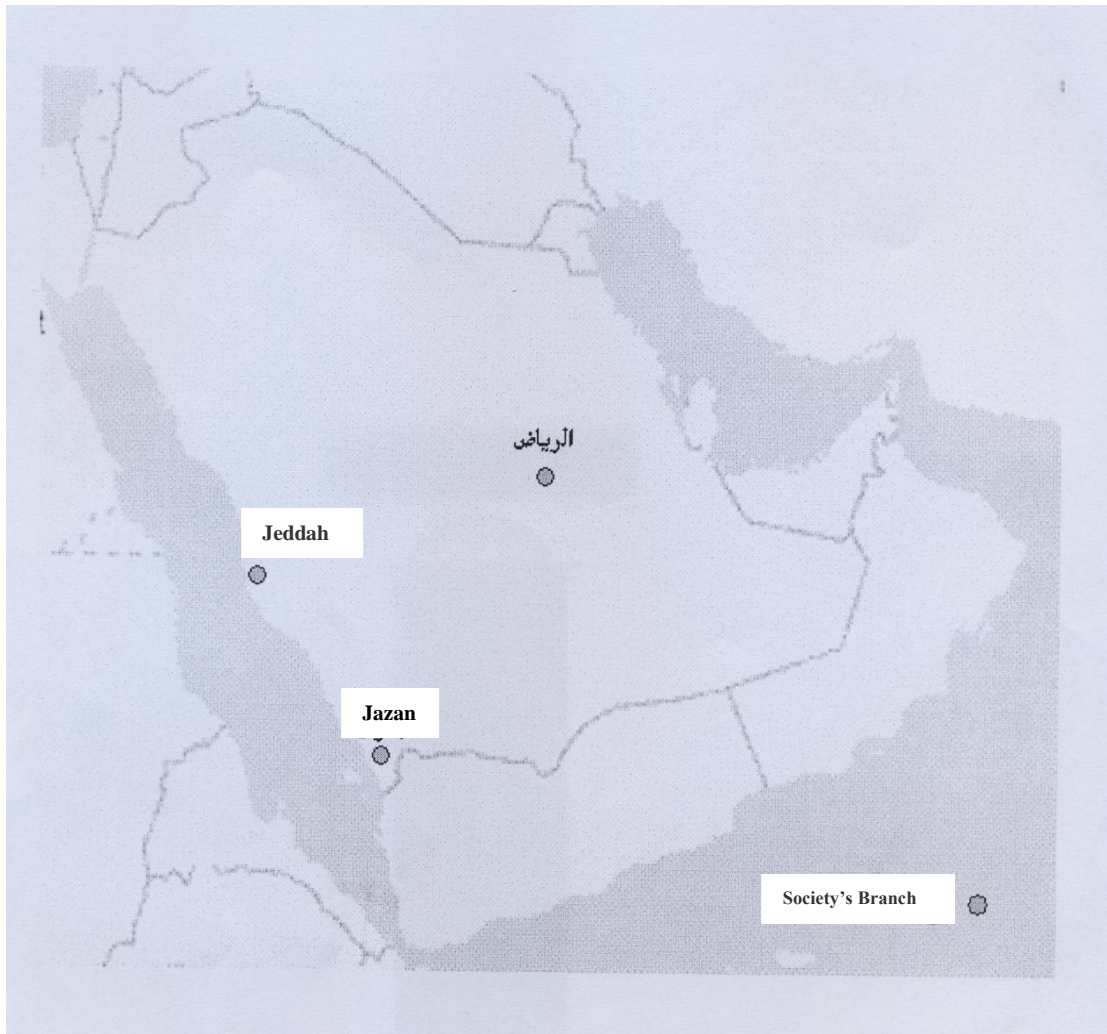
Civil Affairs
Identity documents
Request for nationality
Request for recovery of nationality

Judicial
Request for revision
Objection to a verdict
Maltreatment on the part of the judge
Claim for compensation
Lengthy procedures
Prohibition of travel by verdict

Others
Request for adoption of some proposals
Presentation of legal & juristic consultations
Disputes between individuals and corporate
Request for financial assistance

**Statistics of the Cases Forwarded to
the National Society for Human Rights
For the year 1426H**

- **Riyadh Main Office**
- **Makkah Al Mukaramah Branch**
- **Jazan Branch**



Chapter One

Total Statistics of Incoming Cases

During the Year 1426H

Table (1)

**Total Number of Cases Forwarded to
the National Society for Human Rights**

	Admin.	Prisoners	Labor	Family Violence	Personal Affairs	Civil Affairs	Judicial	Other	Total
1425H (2004G)	193	271	289	44	37	66	56	158	1114
1426H (2005G)	822	636	378	284	296	217	251	995	3879
% of change to last year	326%	135%	31%	545%	700%	229%	348%	530%	248%

Figure (1)

**Total Number of Cases Forwarded to
the National Society for Human Rights for the year**

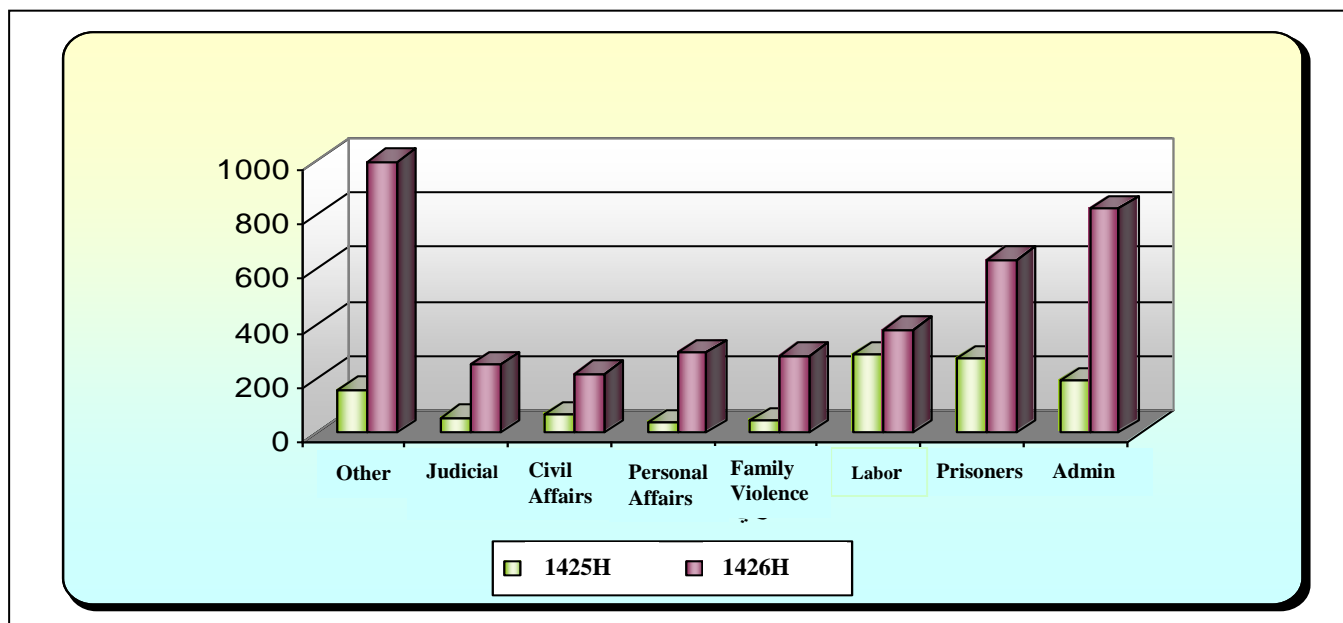


Table (2)

**Total Number of Cases Forwarded to
the National Society Per branch**

	Riyadh	Makkah	Jazan	Total
1425H (2004 G)	787	327		1114
1426H (2005G)	1822	1940	117	3879
% of change to last year	132%	493%	-	248%

Figure (2)

**Total Number of Cases Forwarded to
the National Society Per branch**

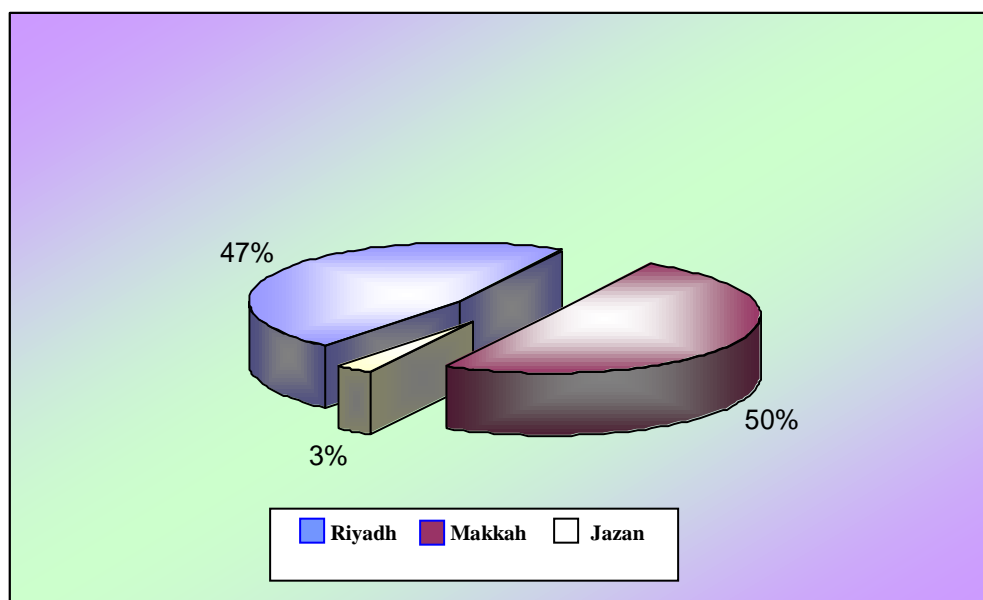


Table (3)

**Total Cases Submitted to the Society for
Human Rights Per Forwarder's Category**

	Women	Men	Total
1425H (2004G)	267	847	1114
1426H (205G)	1028	2851	3879
% of Change to the last year	285%	237%	248%

Figure (3)

**Total Cases Submitted to the Society for
Human Rights Per Forwarder's Category**

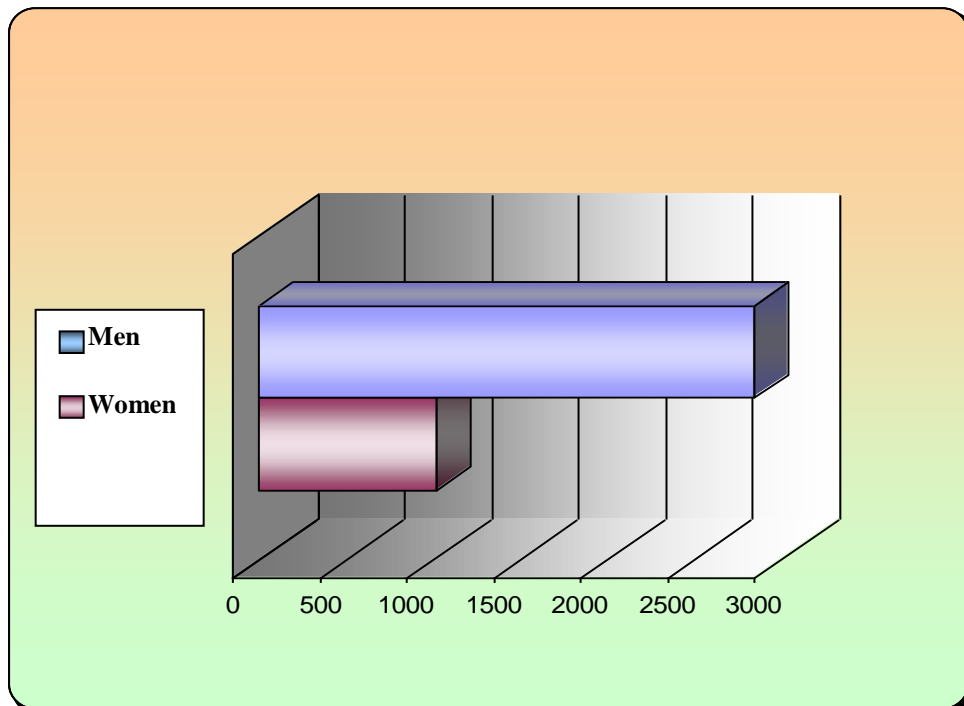


Table (4)

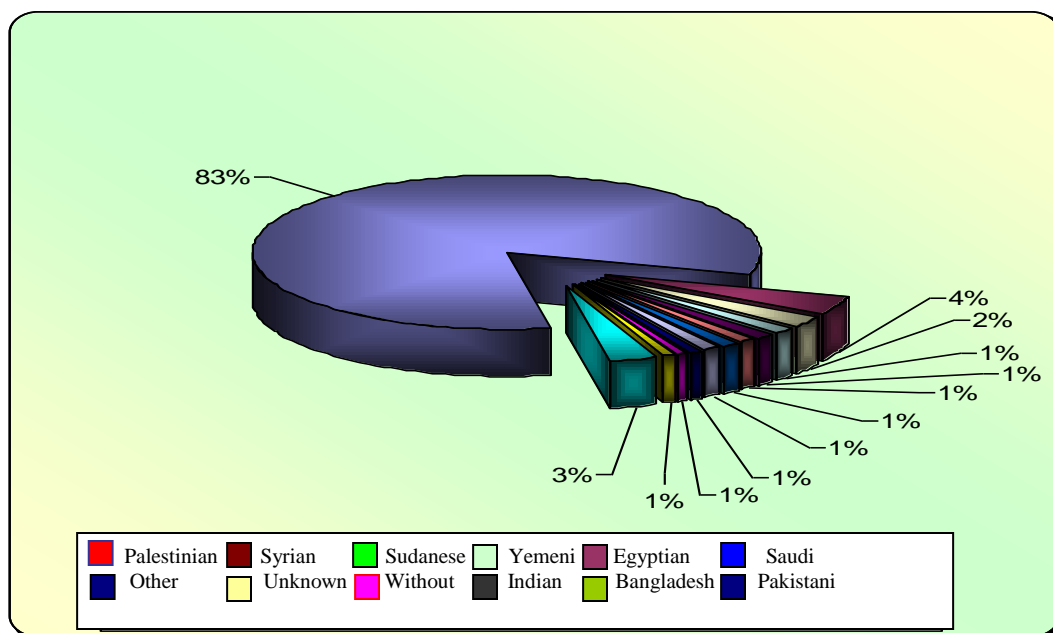
**Total Cases Submitted to the Society for
Human Rights Per Forwarder's Nationality**

Nationality	Number	Percentage
Saudi	3320	83.01%
Egyptian	152	3.92%
Yemeni	95	2.45%
Sudanese	53	1.37%
Syrian	46	1.19%
Palestinian	45	1.16%
Pakistani	43	1.11%
Bangladeshi	43	1.11%
Indian	30	0.77%
Without nationality	24	0.62%
Jordanian	19	0.49%
Moroccan	11	0.28%
Indonesian	7	0.18%
Kuwaiti	6	0.15%
Lebanese	6	0.15%
Burmese	5	0.13%
Iraqi	5	0.13%
Filipino	5	0.13%
Somali	4	0.10%
Afghani	3	0.08%
British	3	0.08%
Turkish	3	0.08%
Chadian	3	0.08%
Ceylonese	3	0.08%
Ethiopian	2	0.05%
American	2	0.05%
Ugandan	2	0.05%

Tunisian	2	0.05%
Algerian	2	0.05%
Gambian	2	0.05%
Nigerian	2	0.05%
Burkina Faso	1	0.03%
Thaiandi	1	0.03%
Singaporean	1	0.03%
Swedish	1	0.03%
Omani	1	0.03%
Canadian	1	0.03%
Libyan	1	0.03%
Mauritanian	1	0.03%
Unknown	23	0.59%
Total	3879	100.00%

Figure (4)

**Total Cases Submitted the Society for
Human Rights Per Forwarder's Nationality**



Total Cases Forwarded to the National Society for Human Rights According to the following categories:

Table (5)

Administrative Cases

	Riyadh	Makkah	Jazan	Total
Objection to a decision	54	118	3	175
Transgression on Property	25	44	1	70
Poor service provided to a client	18	50	0	68
Request for transfer	0	64	0	64
Breaking in and assault	27	23	5	55
Lengthy procedures	27	22	3	52
Demand for execution of a verdict	6	38	1	45
Arbitrary dismissal	20	18	2	40
Administrative financial entitlements	15	23	0	38
Request for reemployment	17	11	2	30
Unemployment	6	23	0	29
Request for revision	21	5	1	27
Adjustment of professional position	16	8	3	27
Medical faults	6	17	0	23
Request for pardon	13	0	0	13
Compulsory deportation	5	8	0	13
Claim for compensation	8	2	1	11
Dismissal by reason of a charge	10	0	0	10
Arbitrary transfer	5	2	2	9
Unofficial pursuit	7	1	0	8
Prevention from travel by admin. decision	7	0	0	7
Environmental pollution	5	0	0	5
Psychological aggression on the employee	2	1	0	3
Request for deportation	0	0	0	0
Total	320	478	24	822

Table (6)
Prisoners' Cases

	Riyadh	Makkah	Jazan	Total
Demand for release	87	161	1	249
Grievance against non-trial	98	24	5	127
Petition for dropping the remaining imprisonment term	71	11	1	83
Maltreatment, transgression and violation of rules inside the Prison	22	15	3	40
Overrun of imprisonment term	19	12	1	32
Physiological aggression on the prisoner	31	0	0	31
Prohibition of visit	20	4	0	24
Objection to transfer of a prisoner	6	9	1	16
Deteriorating prison health conditions	5	9	0	14
Request for transfer to another prison	6	2	1	9
Request for medical care	2	4	0	6
Request for deportation	4	1	0	5
Total	371	252	13	636

Table (7)
Labor Cases

	Riyadh	Makkah	Jazan	Total
Laborer's claim for financial entitlements	119	98	2	219
Arbitrary dismissal	18	33	5	56
Psychological aggression on the laborer	5	22	4	31
Request for transfer of sponsorship	4	18	0	22
Prohibiting the laborer from travel	8	2	0	10
Dismissal by reason of a charge	0	7	0	7
Objection to a decision	0	6	0	6
Compulsory deportation	2	4	0	6
Claim for health insurance	3	3	0	6

Request for reemployment	0	3	3	6
Compulsory payment of fees of residency permit renewal	4	0	0	4
Deprivation from promotion	0	2	0	2
Demotion	0	2	0	2
Forcing the laborer to perform work	1	0	0	1
Delay of employment decision	0	0	0	0
Compulsory premature retirement	0	0	0	0
Total	164	200	14	378

Table (8)
Family Violence Cases

	Riyadh	Makkah	Jazan	Total
Physical & Psychological aggression	45	121	10	176
Violence from addiction	12	20	0	32
Impeachment & Slander	3	9	0	12
Sexual harassment	2	8	0	10
Deprivation from education	8	13	0	21
Deprivation from employment	0	0	0	0
Deprivation from wage	1	2	1	4
Deprivation from marriage	8	5	1	14
Deprivation from seeing one's mother	1	2	0	3
Request for asylum	2	10	0	11
Total	82	190	12	284

Table (9)

Personal Affairs Cases

	Riyadh	Makkah	Jazan	Total
Divorce	6	45	0	51
Nursing	18	30	0	48
Alimony	16	24	0	40
Desertion	26	10	1	37
Withhold of custody	2	3	0	5
Deprivation from seeing one's sons	17	59	0	76
Deprivation from inheritance	0	25	0	25
Non-recognition of marriage and filing for divorce	10	4	0	14
Total	95	200	1	296

Table (10)

Civil Affairs Cases

	Riyadh	Makkah	Jazan	Total
Identity Documentation	8	144	4	156
Request for nationality	4	35	4	43
Request for restoration of nationality	3	12	3	18
Total	15	191	11	

Table (11)

Judicial Cases

	Riyadh	Makkah	Jazan	Total
Request for revision	12	11	1	24
Objection to a verdict	69	104	15	188
Maltreatment on the part of the judge	8	3	7	18
Claim for compensation	5	0	0	5
Lengthy procedures	7	6	3	16
Prohibition of travel by a verdict	0	0	0	0
Total	101	124	26	251

Table (12)

Other Cases

	Riyadh	Makkah	Jazan	Total
Demand for adoption of proposals	1	8	0	9
Presentation of legal and juristic consultations	28	20	1	49
Dispute between individuals or corporate	22	218	11	251
Request for technical assistance	623	59	4	686
Total	674	305	16	995

Table (13)

**Total Administrative Cases Forwarded to the
Society Categorized per the Addressed Party**

Addressed Party	Number	Percentage
Ministry of Education	163	19.83%
Municipalities	93	11.31%
Police	64	7.79%
Ministry of Labor & Social Affairs	52	6.33%
Ministry of Health	50	6.08%
Civil Rights	37	4.50%
Ministry of Public Service	34	4.14%
Ministry of Interior	34	4.14%
Governorates	27	3.28%
Passport Departments	27	3.28%
Ministry of High Education	27	3.28%
Ministry of Finance	23	2.80%
Ministry of Justice	20	2.43%
Ministry of Electricity & Water	20	2.43%
Commission for the Promotion of Virtue & Prevention of Vice	19	2.31%
Ministry of Defense & Aviation	15	1.82%
General Investigation Authority	14	1.70%
The National Guard	10	1.22
Civil Affairs	9	1.09%
Public Hospitals	9	1.09%
ARAMACO Company	8	0.97%

Traffic	7	0.85%
Drugs Control Department	7	0.85%
Saudi Airlines	5	0.61%
Administrative officials	5	0.61%
Ministry of Commerce	5	0.61%
Borders Guard	4	0.49%
Commission for Control & General Prosecution	4	0.49%
Ministry of Foreign Affairs	4	0.49%
General Directorate of Prisons	3	0.36%
Communication Authority	3	0.36%
Ministry of Endowments & Islamic Affairs	3	0.36%
Ministry of Transportation	3	0.36%
Saudi Post	2	0.24%
The Royal Divan	2	0.24%
Ministry of Information	2	0.24%
Ministry of Communications	2	0.24%
Security Parties	1	0.12%
Civil Defense	1	0.12%
The Saudi Embassy at France	1	0.12%
Ministry of Agriculture	1	0.12%
Kuwaiti Health Ministry	1	0.12%
Ministry of Industry	1	0.12%
Total	822	100%

Table (14)

**Total Prisoners' Cases Forwarded to the
Society Categorized per the Addressed Party**

Addressed Party	Number	Percentage
General Directorate of prisons	325	51.10%
General Investigations Prisons	172	27.04%
Police	46	7.23%
The Judiciary	35	5.50%
Passport Departments	17	2.67%
Drugs Control	10	1.57%
Deportation prison	8	1.26%
Civil Rights	6	0.94%
Governorates	4	0.63%
Social Care Houses	3	0.47%
Minister of Human Rights at Iraq	2	0.31%
The Saudi Ambassador at Damascus	2	0.31%
Civil Defense	1	0.16%
The Military Prison at the Marine Base	1	0.16%
Traffic Police	1	0.16%
Juvenile Care House	1	0.16%
The Egyptian Organization for Human Rights	1	0.16%
The American Embassy at Saudi Arabia	1	0.16%
Total	636	100%

Table (15)

**Total Prisoners' Cases Forwarded to the
Society Categorized per the Defendant Party**

Defendant Party	Number	Percentage
Private Companies	203	53.70%
Sponsors	121	32.01%
Private Clinics	18	4.76%
Saudi Banks	15	3.97%
Private Hospitals	10	2.65%
Private Schools	5	1.32%
Foreign Manpower Recruitment Offices	3	0.79%
Partners	1	0.26%
Hotels	1	0.26%
Saudi Clubs	1	0.26%
Total	378	100%

Table (16)

**Total Family Violence Cases
Categorized per the Defendant Party**

Defendant Party	Number	Percentage
Spouses	138	48.59%
Father	56	19.72%
Relatives	22	7.75%
Brothers	21	7.39%
Male divorcees	11	3.87%
Husband's relatives	7	2.46%

Wives	6	2.11%
Sons	5	1.67%
Mothers	4	1.41%
Wife's relatives	4	1.41%
Girls	3	1.06%
Uncles	2	0.70%
Step mothers	2	0.70%
Sisters	1	0.35%
Grandmothers	1	0.35%
Daughters' husbands	1	0.35%
Total	284	100%

Table (17)

**Total Personal Affairs Cases
Categorized per the Defendant Party**

Defendant Party	Number	Percentage
Male Divorcees	138	46.62%
Husbands	92	31.08%
Brothers	19	6.42%
Fathers	12	4.05%
Female Divorcees	10	3.38%
Uncles (Brothers of the father)	8	2.70%
Husband's relatives	7	2.36%
Wife's relatives	6	2.03%
Relatives	1	0.34%
Uncles (Brothers of the mother)	1	0.34%
Wives	1	0.34%
Sisters' husbands	1	0.34%
Total	296	100%

Table (18)

**Total Civil Affairs Cases
Categorized per the Defendant Party**

Defendant Party	Number	Percentage
Civil Affairs	120	55.30%
Passport Dept.	26	11.98%
Husbands	19	8.76%
Male divorcees	12	5.53%
The Judiciary	9	4.15%
Sponsors	5	2.30%
Ministry of Education	3	1.38%
Fathers	2	0.92%
General Directorate of Prisons	2	0.92%
Private Companies	2	0.92%
Ministry of Health	2	0.92%
Ministry of Justice	2	0.92%
Cousins	1	0.46%
Brothers	1	0.46%
Governorates	1	0.46%
Municipalities	1	0.46%
Palestinian Embassy	1	0.46%
Police	1	0.46%
Egyptian Embassy	1	0.46%
Individuals	1	0.46%
Husband's relatives	1	0.46%

Public schools	1	0.46%
Ministry of Foreign Affairs	1	0.46%
Ministry of Civil Service	1	0.46%
Ministry of Social Affairs	1	0.46%
Total	217	100%

Table (19)

**Total Judicial Cases
Categorized per the Defendant Party**

Defendant Party	Number	Percentage
The judiciary	219	87.25%
The judges	29	11.55%
Military Court	1	0.40%
Bank Disputes Arbitration Committees	1	0.40%
Commercial Disputes Arbitration Offices	1	0.40%
Total	251	100%

Table (20)

**Total Other Cases
Categorized per the Defendant Party**

Defendant Party	Number	Percentage
Individuals	747	75.08%
Private Companies	70	7.04%
Saudi Banks	27	2.71%
Private Schools	4	0.40%
Saudi Newspapers	2	0.20%
Charity Organizations	2	0.20%
Insurance Companies	2	0.20%

Private Hospitals	2	0.20%
Laborers	1	0.10%
Governorates	1	0.10%
Sisters' husbands	1	0.10%
Private Clinics	1	0.10%
Real Estate Offices	1	0.10%
N. A	134	13.47%
Total	995	100%

Chapter Two

The Cases Forwarded to Riyadh Main Office of The National Society for Human Rights

For the Year 1426H

Table (21)

**Total Submitted Cases According to Gender & Nationality
Riyadh Main Office**

Case category	Sex		Nationality	
	Male	Female	Saudi	Non-Saudi
Administrative	281	39	297	23
Prisoners	347	24	311	60
Labor	148	16	36	128
Family violence	10	72	74	8
Personal Affairs	13	82	87	8
Civil Affairs	9	6	13	2
Judicial	90	11	88	13
Other	649	25	665	9
Sub -total	1547	275	1571	251
Total	1822		1822	

Figure (5)
Total Cases According to Gender
Riyadh Main Office

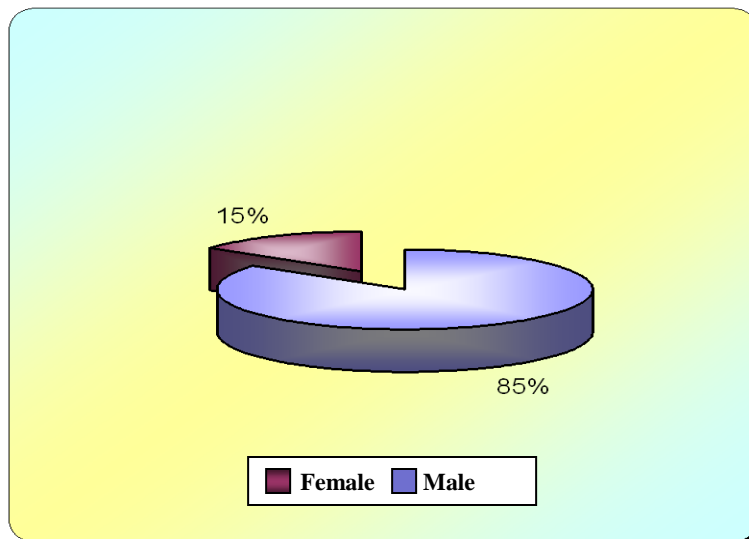


Figure (6)
Total Cases According to Nationality - Riyadh Main Office

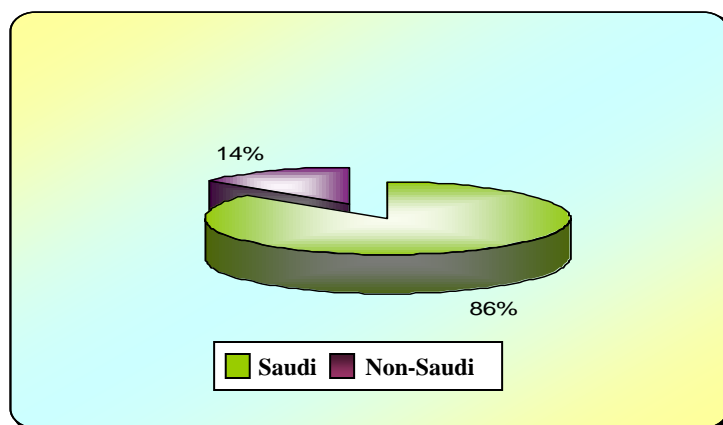


Table (22)
Total Cases According to Kingdom's Administrative Areas
Riyadh Main Office

Area	Admin	Prisoners	Labor	Family Violence	Personal Affairs	Civil Affairs	Judicial	Other	Total	Percentage
Riyadh	120	163	80	57	64	6	29	612	1131	62%
Makkah	41	47	9	3	5	2	14	16	137	8%
Al Ghassim	9	11	1	1	4	1	3	3	33	2%
Aseer	44	27	5	6	4	0	12	9	107	6%
Al Baha	4	5	0	1	2	0	5	2	19	1%
Najran	3	13	4	1	0	1	3	1	26	1%
Eastern Region	29	49	26	9	11	1	13	8	146	8%
Jazan	13	2	2	2	4	2	2	2	29	2%
Al Madinah	17	13	32	0	0	1	5	4	72	4%
Hail	13	6	1	0	0	1	3	7	31	2%
Tabouk	8	0	1	0	1	0	5	0	15	1%
Northern Frontiers	10	19	1	0	0	0	0	7	37	2%
Al Jouf	5	13	2	2	0	0	4	2	28	2%
Outside KSA	4	3	0	0	0	0	3	1	11	1%
Total	320	371	164	82	95	15	101	674	1822	100%
Percentage	18%	20%	9%	5%	5%	1%	6%	37%	100%	100%

Figure (7)
Total Cases According to the Basic Categories - Riyadh Main Office

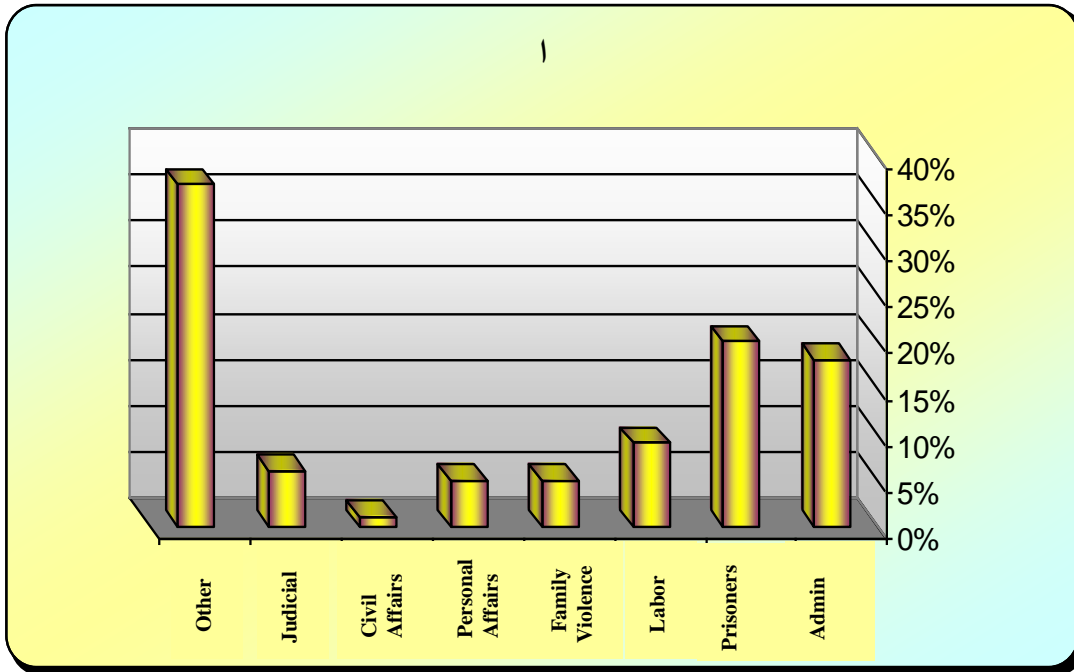
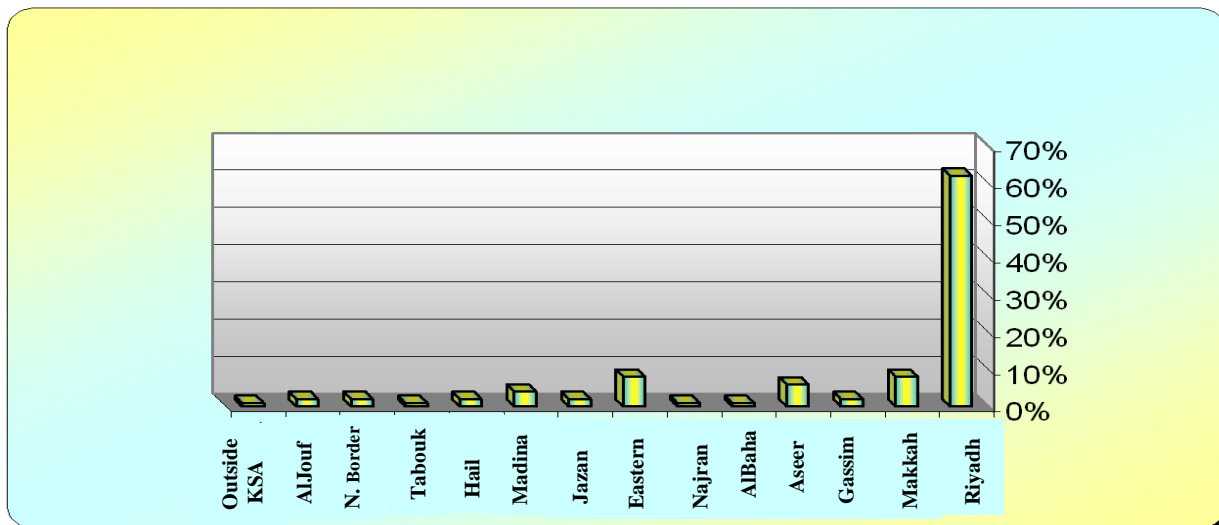


Figure (8)
Total Cases Per Kingdom's Administrative Areas-Riyadh Main Office



Administrative Cases

Table (23)

Administrative Cases According to Gender

Riyadh Main Office

Sex	Number	Percentage
Male	281	87.81%
Female	39	12.19%
Total	320	100%

Table (24)

Administrative Cases According to Nationality

Riyadh Main Office

Nationality	Number	Percentage
Saudi	279	92.81%
Egyptian	9	2.81%
Indian	3	0.94%
Afghani	3	0.94%
Syrian	2	0.63%
Jordanian	1	0.31%
Burmese	1	0.31%
Sudanese	1	0.31%
Moroccan	1	0.31%
Yemeni	1	0.31%
Anonymous	1	0.31%
Total	320	100%

Table (25)

**Administrative Cases According to City
Riyadh Main Office**

City	Number	Percentage
Riyadh	120	37.50%
Abha	44	13.75%
Al Dammam	15	4.69%
Makkah	14	4.38%
Al Taif	13	4.06%
Jazan	13	4.06%
Hail	12	3.75%
Al Madinah	12	3.75%
Jeddah	11	3.44%
Al Ghassim	9	2.81%
Arar	8	2.50%
Tabouk	7	2.19%
Al Ihsa	6	1.88%
Yanbu	5	1.56%
Al Ghatif	5	1.56%
Al Baha	4	1.25%
Al Jouf	4	1.25%
Al Khobar	3	0.94%
Najran	3	0.94%
Al Ghunfuzah	3	0.94%
Tareif	2	0.63%
Al Gahirah	2	0.63%
Al Ghazalah	1	0.31%
Al Guraiat	1	0.31%
Al Kuwait	1	0.31%
Al Magreb	1	0.31%
Tima	1	0.31%
Total	320	100%

Table (26)

**Administrative Cases According to Category of the Case
Riyadh Main Office**

Category of the Case	Number	Percentage
Objection to a decision	54	16.88%
Lengthy procedures	27	8.44%
Transgression by some Admin. parties	27	8.44%
Transgression on property	25	7.81%
Request for revision	21	6.56%
Arbitrary dismissal	20	6.25%
Poor service to a client	18	5.63%
Request of re-employment	17	5.31%
Adjustment of professional status	16	5.00%
Financial & Admin. entitlements	15	4.69%
Petition for pardon	13	4.06%
Dismissal by reason of a charge	10	3.13%
Claim for compensation	8	2.50%
Unofficial pursuit	7	2.19%
Prohibition of travel by a admin. decision	7	2.19%
Demand for execution of a verdict	6	1.88%
Medical faults	6	1.88%
Unemployment	6	1.88%
Compulsory deportation	5	1.56%
Arbitrary transfer	5	1.56%
Environmental pollution	5	1.56%
Psychological aggression on an employee	2	0.63%
Total	320	100%

Table (27)

Administrative Cases According to Addressee

Riyadh Main Office

Addressee	Number	Percentage
Ministry of Education	52	16.25%
Ministry of Interior	32	10.00%
Municipalities	28	8.75%
Ministry of Labor & Social Affairs	26	8.13%
Police	25	7.81%
The Commission for the Promotion of Virtue and Prevention of Vice	15	4.69%
Ministry of Justice	15	4.69%
Governorates	13	4.06%
Passport Department	12	3.75%
Ministry of Health	11	3.44%
Ministry of Finance	10	3.13%
General Investigation Authority	10	3.13%
National Guard	9	2.81%
Public Hospitals	9	2.81%
ARAMCO Company	6	1.88%
Ministry of Civil Service	6	1.88%
Ministry of Water & Electricity	5	1.56%
Ministry of Defense & Aviation	5	1.56%
Traffic Police	4	1.25%
Ministry of High Education	4	1.25%
Ministry of Social Service	3	0.94%
Ministry of Transportation	3	0.94%
Civil Affairs	3	0.94%
Communication Authority	3	0.94%
Ministry of Endowments & Islamic Affairs	2	0.63%

Saudi Airlines	2	0.63%
Ministry of Commerce	2	0.63%
The Saudi Embassy at France	1	0.31%
Ministry of Information	1	0.31%
Ministry of Agriculture	1	0.31%
Kuwaiti Health Ministry	1	0.31%
Ministry of Industry	1	0.31%
Total	320	100%

Prisoners' Cases

Table (28)

Prisoners' Cases According to Gender

Riyadh Main Office

Sex	Number	Percentage
Male	347	93.53%
Female	24	6.47%
Total	371	100%

Table (29)

Prisoners' Cases According to Nationality

Riyadh Main Office

Nationality	Number	Percentage
Saudi	311	83.83%
Egyptian	12	3.23%
Syrian	7	1.89%
Yemeni	7	1.89%
Jordanian	6	1.62%
Iraqi	4	1.08%
Pakistani	3	0.81%

Palestinian	3	0.81%
Kuwaiti	2	0.54%
Moroccan	2	0.54%
Bangladeshi	2	0.54%
Burkina Faso	1	0.27%
Turkish	1	0.27%
Sudanese	1	0.27%
Omani	1	0.27%
Lebanese	1	0.27%
Indian	1	0.27%
Anonymous	6	1.62%
Total	371	100%

Table (30)

**Prisoners' Cases According to City
Riyadh Main Office**

City	Number	Percentage
Riyadh	157	42.32%
Jeddah	33	8.89%
Al Dammam	22	5.93%
Abha	14	3.77%
Al Madinah	13	3.50%
Najran	13	3.50%
Al Ihsa	11	2.96%
Al Jouf	9	2.43%
Khamis Meshait	9	2.43%
Tabouk	8	2.16%
Arar	7	1.89%
Makkah	7	1.89%
Al Jubail	6	1.62%
Buraidah	6	1.62%
Hail	6	1.62%
Al Baha	5	1.35%

AlTaif	5	1.35%
Al Ghassim	5	1.35%
Hafr Al Batin	5	1.35%
Al Guraiat	4	1.08%
Al Kharj	4	1.08%
Rafha	4	1.08%
Abha	4	1.08%
Al Khafji	3	0.81%
Al Dawadmi	2	0.54%
Al Majardah	2	0.54%
Jazan	2	0.54%
Al Khobar	2	0.54%
Abu Dhabi	1	0.27%
Al Dar Al Bida	1	0.27%
Dubai	1	0.27%
Total	371	100%

Table (31)
Prisoners' Cases According to Category of the Case
Riyadh Main Office

Category of the Case	Number	Percentage
Grievance against non- trial	98	26.24%
Demand for release	87	23.45%
Petition for dropping the remaining term	71	19.14%
Psychological aggression on the prisoner	31	8.36%
Ill-treatment, aggression and violation of the rules inside the prison	22	5.93%
Prohibition of visits	20	5.39%
Overrun of imprisonment term	19	5.12%
Objection to transfer of a prisoner	6	1.62%
Request for transfer to another prison	6	1.62%
Deteriorating health condition in prison	5	1.35%
Request for deportation	4	1.08%

Request for health care	2	0.54%
Total	371	100%

Table (32)

Prisoners' Cases According to Addressee

Riyadh Main Office

Addressee	Number	Percentage
General Directorate for Prisons	194	52.29%
General Investigation Prisons	131	35.31%
Police	26	7.01%
Deportation prison	8	2.16%
Drugs Control	6	1.62%
Social Care Houses	2	0.54%
Traffic Police	1	0.27%
Juvenile Care Homes	1	0.27%
The Saudi Ambassador at Damascus	2	0.54%
Total	371	100%

Laborers' Cases

Table (33)

Laborers' Cases According to Gender

Riyadh Main Office

Sex	Number	Percentage
Male	148	90.24%
Female	18	9.76%
Total	164	100%

Table (34)

Laborers' Cases According to Nationality

Riyadh Main Office

Nationality	Number	Percentage
Egyptian	36	21.95%
Saudi	36	21.95%
Bangladeshi	32	19.51%
Indian	13	7.93%
Sudanese	12	7.32%
Syrian	5	3.05%
Palestinian	5	3.05%
Yemeni	3	1.83%
Pakistani	2	1.22%
Ceylonese	2	1.22%
Jordanian	1	0.61%
Turkish	1	0.61%
Tunisian	1	0.61%
Iraqi	1	0.61%
Moroccan	1	0.61%
Anonymous	13	7.93%
Total	164	100%

Table (35)

**Laborers' Cases According to City
Riyadh Main Office**

City	Number	Percentage
Riyadh	78	47.56%
Al Madinah	32	19.51%
Al Dammam	7	4.27%
Ras Tanurah	7	4.27%
Abha	5	3.05%
Jeddah	5	3.05%
Al Ihsa	4	2.44%
Najran	4	2.44%
Al Khobar	4	2.44%

Al Khafji	4	2.44%
Makkah	3	1.83%
Al Jouf	2	1.22%
Al Kharj	2	1.22%
Jazan	2	1.22%
Al Taif	1	0.61%
Buraidah	1	0.61%
Tabouk	1	0.61%
Hail	1	0.61%
Tareif	1	0.61%
Total	164	100%

Table (36)

**Laborers' Cases According to Category of the Case
Riyadh Main Office**

Category of the Case	Number	Percentage
Claim for financial entitlements	119	72.56%
Arbitrary dismissal	18	10.98%
Preventing the laborer from traveling back to his country	8	4.88%
Psychological aggression on the laborer	5	3.05%
Request for transfer of sponsorship	4	2.44%
Compulsory payment of residency permit renewal fees	4	2.44%
Demand for health insurance	3	1.83%
Compulsory deportation	2	1.22%
Forcing the laborer to perform work	1	0.61%
Total	164	100%

Table (37)

**Laborers' Cases According to Defendant Party
Riyadh Main Office**

Defendant Party	Number	Percentage
Private Companies	85	51.83%

Sponsors	48	29.27%
Private Clinics	12	7.32%
Private Hospitals	7	4.27%
Saudi Banks	5	3.05%
Foreign Workforce Employment Offices	3	1.83%
Private schools	2	1.22%
Hotels	1	0.61%
Saudi Clubs	1	0.61%
Total	164	100%

Family Violence Cases

Table (38)

Family Violence Cases According to Gender

Riyadh Main Office

Sex	Number	Percentage
Female	72	87.80%
Male	10	12.20%
Total	82	100%

Table (39)

Family Violence Cases According to Nationality

Riyadh Main Office

Nationality	Number	Percentage
Saudi	74	90.24%
Palestinian	3	3.66%
Kuwaiti	2	2.44%

Syrian	1	1.22%
Jordanian	1	1.22%
Egyptian	1	1.22%
Total	82	100%

Table (40)

Family Violence Cases According to City

Riyadh Main Office

City	Number	Percentage
Riyadh	56	68.29%
Al Dammam	8	9.76%
Abha	2	2.44%
Al Guraiat	2	2.44%
Bisha	2	2.44%
Jeddah	2	2.44%
Jazan	2	2.44%
Al Baha	1	1.22%
Al Khobar	1	1.22%
Al Taif	1	1.22%
Al Ghassim	1	1.22%
Ahad Rafida	1	1.22%
Khamees Masheit	1	1.22%
Afif	1	1.22%
Najran	1	1.22%
Total	82	100%

Table (41)

Family Violence Cases According to Category of the Case

Riyadh Main Office

Category of the Case	Number	Percentage
Physical and psychological violence	45	54.88%
Violence form addiction	12	14.63%

Deprivation from education	8	9.78%
Deprivation from marriage	8	9.76%
Accusation & Slander	3	3.66%
Sexual harassment	2	2.44%
Request for asylum	2	2.44%
Deprivation from wage	1	1.22%
Deprivation from seeing one's mother	1	1.22%
Total	82	100%

Table (42)
Family Violence Cases According to Defendant Party
Riyadh Main Office

Defendant Party	Number	Percentage
Husbands	35	42.68%
Fathers	15	18.29%
Brothers	9	10.98%
Relatives	7	8.54%
Divorcees	4	4.88%
Wives	3	3.66%
Mothers	2	2.44%
Husband's relatives	2	2.44%
Uncles	1	1.22%
Sons	1	1.22%
Wife's relatives	1	1.22%
Daughters' husbands	1	1.22%
Step mothers	1	1.22%
Total	82	100%

Personal Affairs Cases

Table (43)
Personal Affairs Cases According to Gender

Riyadh Main Office

Sex	Number	Percentage
Female	82	86.32%

Male	13	13.68%
Total	95	100%

Table (44)

**Personal Affairs Cases According to Nationality
Riyadh Main Office**

Nationality	Number	Percentage
Saudi	87	91.58%
Syrian	2	2.11%
Palestinian	2	2.11%
Moroccan	2	2.11%
Egyptian	1	1.05%
Yemeni	1	1.05%
Total	95	100%

Table (45)

**Personal Affairs Cases According to City
Riyadh Main Office**

City	Number	Percentage
Riyadh	60	63.16%
Al Dammam	7	7.37%
Al Ghassim	4	4.21%
Jazan	4	4.21%
Abha	3	3.16%
Al Gateif	2	2.11%
Jeddah	2	2.11%
Makkah	2	2.11%
Al Ihsa	1	1.05%
Al Baha	1	1.05%
Al Khobar	1	1.05%

Al Dawadmi	1	1.05%
Al Salaeil	1	1.05%
Al Taif	1	1.05%
Al Mandag	1	1.05%
Al Namas	1	1.05%
Tabouk	1	1.05%
Afif	1	1.05%
Wadi Al Dawasir	1	1.05%
Total	95	100%

Table (46)

**Personal Affairs Cases According to Category of the Case
Riyadh Main Office**

Category of the Case	Number	Percentage
Desertion	26	27.37%
Nursing	18	18.95%
Deprivation from seeing ones sons	17	17.98%
Alimony	16	16.84%
Non-recognition of marriage and filing for divorce	10	10.53%
Divorce	6	6.32%
Withhold of custody	2	2.11%
Total	95	100%

Table (47)

**Personal Affairs Cases According to Defendant Party
Riyadh Main Office**

Defendant Party	Number	Percentage
Male divorcees	36	37.89%
Husbands	31	23.63%
Fathers	7	7.37%
Brothers	6	6.32%
Wife's relatives	6	6.32%
Female divorcees	4	4.21%

Husband's relatives	2	2.11%
Relatives	1	1.05%
Cousins	1	1.05%
Wives	1	1.05%
Total	95	100%

Civil Affairs Cases

Table (48)

Civil Affairs Cases According to Gender

Riyadh Main Office

Sex	Number	Percentage
Male	9	60.00%
Female	6	40.00%
Total	15	100%

Table (49)

Civil Affairs Cases According to Nationality

Riyadh Main Office

Nationality	Number	Percentage
Saudi	13	86.67%
Syrian	1	6.67%
Yemeni	1	2.67%
Total	15	100%

Table (50)

Civil Affairs Cases According to City

Riyadh Main Office

City	Number	Percentage
Riyadh	6	40.00%
Jazan	2	13.33%
Al Dammam	1	6.67%

Al Ghassim	1	6.67%
Al Madinah	1	6.67%
Jeddah	1	6.67%
Hail	1	6.67%
Makkah	1	6.67%
Najran	1	6.67%
Total	15	100%

Table (51)

Civil Affairs Cases According to Category of the Case

Riyadh Main Office

Category of the Case	Number	Percentage
Identity documents	8	53.33%
Request of nationality	4	26.67%
Request for regaining nationality	3	20.00%
Total	15	100%

Table (52)

Civil Affairs Cases According to Defendant Party

Riyadh Main Office

Defendant Party	Number	Percentage
Civil Affairs Dept.	8	35.33%
Divorcees	3	20.00%
Husbands	2	13.33%
Passports Dept.	1	6.67%
Fathers	1	6.67%
Total	15	100%

Judicial Cases

Table (53)

Judicial Cases According to Gender

Riyadh Main Office

Sex	Number	Percentage
Male	90	89.11%
Female	11	10.89%
Total	101	100%

Table (54)

Judicial Cases According to Nationality

Riyadh Main Office

Nationality	Number	Percentage
Saudi	88	87.13%
Egyptian	5	4.95%
Yemeni	2	1.98%
Jordanian	1	0.99%
American	1	0.99%
Pakistani	1	0.99%
Turkish	1	0.99%
Palestinian	1	0.99%
Indian	1	0.99%
Total	101	100%

Table (55)

Judicial Cases According to City

Riyadh Main Office

City	Number	Percentage
Riyadh	29	28.71%
Makkah	7	6.93%
Madinah	5	4.95%
Abha	5	4.95%
Ihsa	5	4.95%
Tabouk	5	4.95%

Jeddah	4	3.96%
Al Baha	4	3.96%
Al Khobar	4	3.96%
Al Dammam	4	3.96%
Najran	3	2.97%
Hail	3	2.97%
Khamees Mesheit	3	2.97%
Al Jouf	3	2.97%
Buraidah	3	2.97%
Balgran	2	1.98%
Bisha	2	1.98%
Jazan	2	1.98%
Al Taif	2	1.98%
Al Gahirah	1	0.99%
Al Guraiat	1	0.99%
Al Gunfuza	1	0.99%
Al Kuwait	1	0.99%
Galawa	1	0.99%
Egypt	1	0.99%
Total	101	100%

Table (56)

Judicial Cases According to Category of the Case

Riyadh Main Office

Category of the Case	Number	Percentage
Objection to a verdict	69	68.32%
Request for revision	12	11.88%
Maltreatment on the part of the judge	8	7.92%
Lengthy procedures	7	6.93%
Claim for compensation	5	4.95%
Total	101	100%

Table (57)

Judicial Cases According to Defendant Party

Riyadh Main Office

Defendant Party	Number	Percentage
The Judiciary	80	79.21%
Judges	19	18.81%
Banking Disputes Arbitration Committees	1	0.99%
Commercial Disputes Arbitration Committees	1	0.99%
Total	101	100%

Other Cases

Table (58)

Other Cases According to Gender

Riyadh Main Office

Sex	Number	Percentage
Male	649	96.29%
Female	25	3.71%
Total	674	100%

Table (59)

Other Cases According to Nationality

Riyadh Main Office

Nationality	Number	Percentage
Saudi	665	98.66%
Egyptian	2	0.30%
Sudanese	1	0.15%
Pakistani	1	0.15%
Syrian	1	0.15%
Kuwaiti	1	0.15%
Yemeni	1	0.15%
Anonymous	2	0.30%
Total	674	100%

Table (60)

Other Cases According to City

Riyadh Main Office

City	Number	Percentage
Riyadh	611	90.65%
Jeddah	8	1.19%
Hail	7	1.04%
Al Dammam	5	0.74%
Tabouk	4	0.59%
Al Taif	4	0.59%

Al Madinah	4	0.59%
Makkah	4	0.59%
Abha	3	0.45%
Arar	3	0.45%
Onaizah	3	0.45%
Bisha	3	0.45%
Jazan	2	0.30%
Al Baha	2	0.30%
Zahran Al Janoub	2	0.30%
Al Jubail	2	0.30%
Al Guraiat	2	0.30%
Al Ihsa	1	0.15%
Al Zulfi	1	0.15%
Al Kuwait	1	0.15%
Sarat Abeed	1	0.15%
Najran	1	0.15%
Total	674	0.99%

Table (61)

Other Cases According to Category of the Case

Riyadh Main Office

Category of the Case	Number	Percentage
Request for financial assistance	623	92.43%
Rendering legal and juristic consultations	28	4.15%
Disputes between individuals or Companies	22	3.26%
Demand for the adoption of some proposals	1	0.15%
Total	674	100%

Table (62)

Other Cases According to Defendant Party

Riyadh Main Office

Defendant Party	Number	Percentage
Individuals	611	90.65%
Private Companies	13	1.93%
Saudi Banks	5	0.74%
Charity Associations	1	0.15%
Real Estate Offices	1	0.15%
N. A.	43	6.38%
Total	674	100%

Chapter Three

**The Cases Forwarded to Makkah Branch
of the National Society for Human Rights
For the Year 1426H**

Table (63)

**Total Submitted Cases According to Gender & Nationality
Makkah Al Mukaramah Region Branch**

Case category	Sex		Nationality	
	Male	Female	Saudi	Non-Saudi
Administrative	334	144	441	37
Prisoners	247	5	183	69
Labor	172	28	119	81
Family violence	30	160	166	24
Personal Affairs	21	179	183	17
Civil Affairs	92	99	104	87
Judicial	93	31	108	16
Other	222	83	277	28
Sub -total	1211	729	1581	359
Total	1940		1940	

Figure (9)

**Total Cases According to Gender
Makkah Al Mukaramah Region Branch**

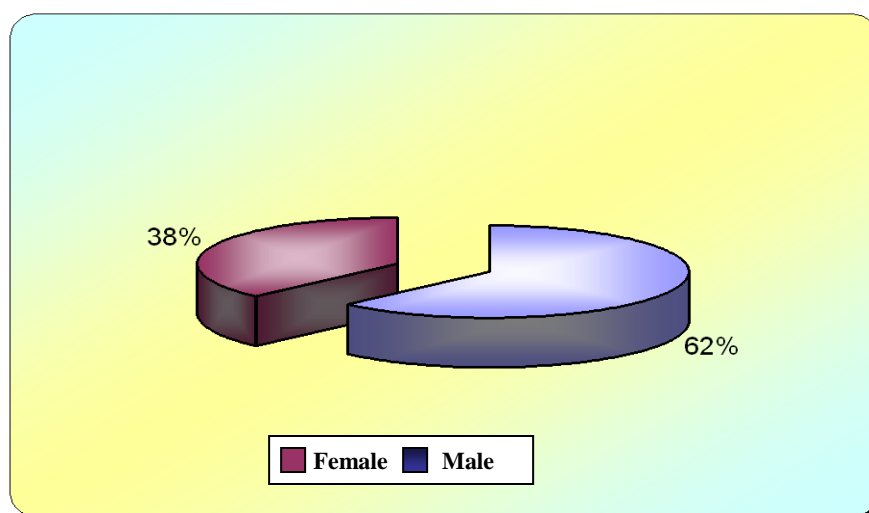


Figure (10)
Total Cases According to Nationality- Makkah Al Mukaramah Region Branch

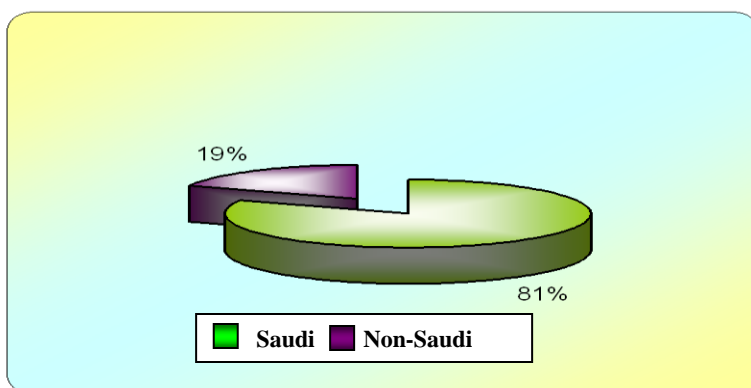


Table (64)
Total Cases According to Kingdom's Administrative Areas
Makkah Al Mukaramah Region Branch

Area	Admin	Prisoners	Labor	Family Violence	Personal Affairs	Civil Affairs	Judicial	Other	Total	Percentage
Makkah	426	216	189	176	187	176	104	268	1742	90%
Riyadh	4	5	0	3	3	1	0	2	18	1%
Al Ghassim	0	0	0	0	0	0	0	0	0	0%
Aseer	6	3	4	0	3	0	4	7	27	1%
Al Baha	8	2	0	0	0	1	3	1	15	1%
Najran	1	6	0	0	0	2	1	1	11	1%
Eastern Region	0	0	0	0	2	0	0	2	4	0%
Jazan	2	2	0	0	0	2	2	4	12	1%
Al Madinah	22	14	4	10	5	7	7	14	83	4%
Hail	0	0	0	0	0	0	0	0	0	0%
Tabouk	6	2	1	1	0	1	2	4	17	1%
Northern Frontiers	0	0	0	0	0	0	0	0	0	0%
Al Jouf	2	1	0	0	0	0	1	1	5	0%
Outside KSA	1	1	2	0	0	1	0	1	6	0%
Total	478	252	200	190	200	191	124	305	1940	100%
Percentage	25%	13%	10%	10%	10%	10%	6%	16%	1005	100%

Figure (11)

Total Cases According to the Basic Categories - Makkah Region Branch

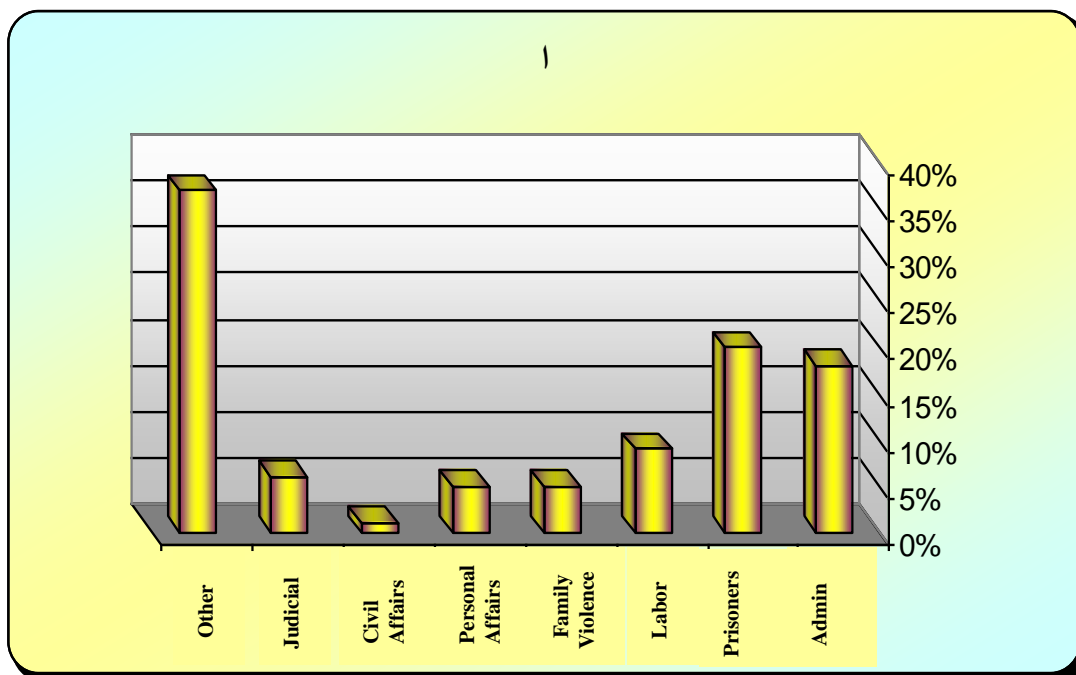
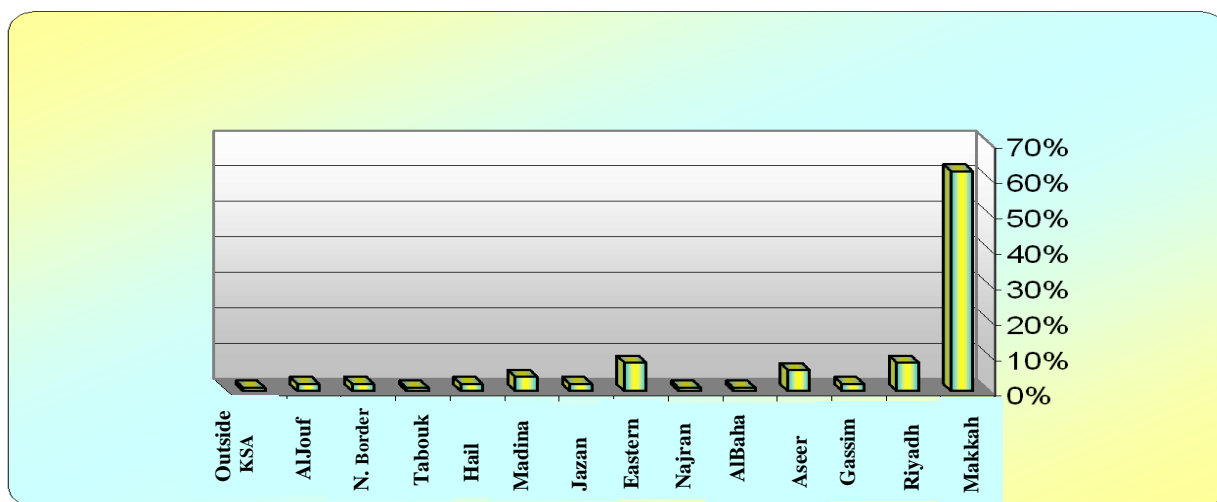


Figure (12)

Total Cases According to Kingdom's Administrative Areas Makkah Al Mukaramah Region Branch



Administrative Cases

Table (65)

Administrative Cases According to Gender Makkah Al Mukaramah Region Branch

Sex	Number	Percentage
Male	334	69.87%
Female	144	30.13%
Total	476	100%

Table (66)

Administrative Cases According to Nationality Makkah Al Mukaramah Region Branch

Nationality	Number	Percentage
Saudi	441	92.26%
Sudanese	7	1.46%
Yemeni	7	1.46%
Egyptian	5	1.05%
Pakistani	3	0.63%
Syrian	3	0.63%
Chadian	2	0.42%
Palestinian	2	0.42%
American	1	0.21%
Ugandan	1	0.21%
British	1	0.21%
Bangladeshi	1	0.21%
Algerian	1	0.21%
Somali	1	0.21%
Filipino	1	0.21%
Lebanese	1	0.21%
Total	478	100%

Table (67)

**Administrative Cases According to City
Makkah Al Mukaramah Region Branch**

City	Number	Percentage
Jeddah	305	63.81%
Makkah	54	11.30%
Al Taif	43	9.00%
Al Madinah	19	3.97%
Al Gunfuza	8	1.67%
Al Baha	8	1.67%
Rabig	7	2.46%
Tabouk	6	1.26%
Al Lith	5	1.05%
Riyadh	4	0.84%
Hajr	4	0.84%
Abha	3	0.63%
Yanbu	3	0.63%
Al Jouf	2	0.42%
Khamees Maheit	2	0.42%
Britania	1	0.21%
Al Mosem	1	0.21%
Bisha	1	0.21%
Jazan	1	0.21%
Najran	1	0.21%
Total	478	100%

Table (68)

**Administrative Cases According to Category of the Case
Makkah Al Mukaramah Region Branch**

Category of the Case	Number	Percentage
Objection to a decision	118	24.69%
Request for transfer	64	13.39%
Poor service to a client	50	10.46%
Transgression on property	44	9.21%
Demand for execution of a verdict	38	7.95%
Unemployment	23	4.81%
Financial and Administrative entitlements	23	4.81%
Transgression by some administrative party	23	4.81%
Lengthy procedures	22	4.60%
Arbitrary dismissal	18	3.77%
Medical faults	17	3.56%
Request for re-employment	11	2.30%
Compulsory deportation	8	1.67%
Adjustment of professional status	8	1.67%
Request for revision	5	1.05%
Claim for compensation	2	0.42%
Arbitrary transfer	2	0.42%
Psychological aggression on the employee	1	0/21%
Unofficial pursuit	1	0.21%
Total	467	100%

Table (69)
Administrative Cases According to Addressee
Makkah Al Mukaramah Region Branch

Addressee	Number	Percentage
Ministry of Education	108	22.59%
Municipalities	64	13.39%
Ministry of Health	39	8.16%
Police	38	7.95%
Civil Rights	37	7.74%
Ministry of Civil Service	24	5.02%
Ministry of Labor & Social Affairs	23	4.81%
Ministry of High Education	23	4.81%
Passport Department	15	3.14%
Ministry of Water & Electricity	14	2.93%
Governorates	14	3.13%
Ministry of Finance	13	2.72%
Ministry of Defense & Aviation	7	1.46%
Civil Affairs Dept.	6	1.26%
Drugs Control	5	1.05%
Public Investigations	4	0.84%
The Commission for the Promotion of Virtue and Prevention of Vice	4	0.84%
Ministry of Foreign Affairs	4	0.84%
Ministry of Justice	4	0.84%
Ministry of Commerce	3	0.63%
General Investigation & Prosecution Commission	3	0.63%
Saudi Airlines	3	0.63%
Ministry of Defense & Aviation	3	0.63%
General Directorate of Prisons	3	0.63%
Traffic Police	3	0.63%
Frontiers Guard	3	0.63%
Ministry of Communication	2	0.42%
ARAMCO Company	2	0.42%
Royal Divan	2	0.42%
Saudi Post	2	0.42%
National Guard	1	0.21%
Civil Defense	1	0.21%
Ministry of information	1	0.21%
Total	478	100%

Prisoners' Cases

Table (70)

Prisoners' Cases According to Gender

Makkah Al Mukaramah Region Branch

Sex	Number	Percentage
Male	247	98.02%
Female	5	1.98%
Total	252	100%

Table (71)

Prisoners' Cases According to Nationality

Makkah Al Mukaramah Region Branch

Nationality	Number	Percentage
Saudi	183	72.62%
Egyptian	15	5.95%
Yemeni	15	5.95%
Palestinian	10	3.97%
Sudanese	8	3.17%
Pakistani	6	2.38%
Syrian	4	1.59%
Indian	2	0.79%
Jordanian	2	0.79%
Indonesian	1	0.40%
Bangladeshi	1	0.40%
Thailandi	1	0.40%
Chadian	1	0.40%
Ceylonese	1	0.27%
Gambian	1	0.40%
Nigerian	1	0.27%
Total	252	100%

Table (72)

**Prisoners' Cases According to City
Makkah Al Mukaramah Region Branch**

City	Number	Percentage
Jeddah	179	71.03%
Makkahh	25	9.92%
Al Madinah	12	4.76%
Al Taif	10	3.97%
Najarn	6	2.38%
Riyadh	5	1.98%
Tabouk	2	0.97%
Jazan	2	0.97%
Al Baha	2	0.97%
Yanbu	2	0.97%
Abha	2	0.97%
Al Sudan	1	0.40%
Al Gunfuza	1	0.40%
Bisha	1	0.40%
Al Jouf	1	0.40%
Rabig	1	0.40%
Total	252	100%

Table (73)

**Prisoners' Cases According to Category of the Case
Makkah Al Mukaramah Region Branch**

Category of the Case	Number	Percentage
Petition for release	161	63.89%
Grievance against non-trial	24	9.52%
Maltreatment, aggression & violation of rules inside the prison	15	5.95%
Overrun of the imprisonment term	12	4.76%

Petition for dropping the remaining term of imprisonment	11	4.37%
Objection to transfer of a prisoner	9	3.57%
Deteriorating health conditions in the prison	9	3.57%
Request for health care	4	1.59%
Prohibition of visits	4	1.59%
Request for transfer to another prison	2	0.79%
Request for deportation	1	0.40%
Total	252	100%

Table (74)
Prisoners' Cases According to Addressee
Makkah Al Mukaramah Region Branch

Addressee	Number	Percentage
General Directorate of Prisons	121	48.02%
Public Investigations	39	15.48%
The Judiciary	35	13.89%
Police	20	7.94%
Passports Dept.	16	6.35%
Civil Rights	6	2.38%
Governorates	4	1.59%
Drugs Control	4	1.59%
Minister of Human Rights at Iraq	2	0.79%
Civil Defense	1	0.40%
Military Prison at the Marine Base	1	0.40%
Social Care Houses	1	0.40%
Egyptian Organization for Human Rights	1	0.40%
American Ambassador at Saudi Arabia	1	0.40%
Total	252	100%

Laborers' Cases

Table (75)

Laborers' Cases According to Gender Makkah Al Mukaramah Region Branch

Sex	Number	Percentage
Male	172	86.00%
Female	28	14.00%
Total	200	100%

Table (76)

Laborers' Cases According to Nationality Makkah Al Mukaramah Region Branch

Nationality	Number	Percentage
Saudi	81	40.50%
Egyptian	41	20.50%
Yemeni	15	7.50%
Sudanese	12	6.00%
Pakistani	11	5.50%
Syrian	11	5.50%
Indian	7	3.50%
Palestinian	4	2.00%
Jordanian	3	1.50%
Indonesian	3	1.50%
Filipino	3	1.50%
Lebanese	3	1.50%
Moroccan	2	1.00%
Bangladeshi	2	1.00%
Burmese	1	0.50%
Gambian	1	0.50%
Total	200	100%

Table (77)

**Laborers' Cases According to City
Makkah Al Mukaramah Region Branch**

City	Number	Percentage
Jeddah	167	83.50%
Makkah	11	5.50%
Al Taif	7	3.50%
Al Madianh	2	1.00%
Yanbu	2	1.00%
Abha	2	1.00%
Al Khormah	1	0.50%
Al Gunfuza	1	0.50%
Al Lith	1	0.50%
Bisha	1	0.50%
Tabouk	1	0.50%
Khamees Maheit	1	0.50%
Rabig	1	0.50%
Singaphora	1	0.50%
Misr	1	0.50%
Total	200	100%

Table (78)

**Laborers' Cases According to Category of the Case
Makkah Al Mukaramah Region Branch**

Category of the Case	Number	Percentage
Laborer's claim for his financial entitlements		72.56%
Arbitrary dismissal		10.98%
Psychological aggression on the laborer		4.88%
Request for transfer of sponsorship		3.05%
Dismissal by reason of a charge		2.44%
Objection to a decision		2.44%
Compulsory deportation		1.83%
Request for re-employment		1.22%
Demand for health insurance		0.61%
Demotion		100%
Deprivation from promotion		
Prohibiting the laborer from traveling back to his country		
Total		

Table (79)

**Laborers' Cases According to Defendant Party
Makkah Al Mukaramah Region Branch**

Defendant Party	Number	Percentage
Private Companies	109	54.50%
Sponsors	69	43.50%
Saudi Banks	9	4.50%
Private Clinics	6	3.00%
Private Schools	3	1.50%
Private Hospitals	3	1.50%
Partners	1	0.50%
Total	200	100%

Family Violence Cases

Table (80)

**Family Violence Cases According to Gender
Makkah Al Mukaramah Region Branch**

Sex	Number	Percentage
Female	160	84.21%
Male	30	15.79%
Total	190	100%

Table (81)

**Family Violence Cases According to Nationality
Makkah Al Mukaramah Region Branch**

Nationality	Number	Percentage
Saudi	166	87.37%
Yemeni	9	4.74%
Jordanian	3	1.58%
Indonesian	3	1.58%
Bangladeshi	2	1.05%
Pakistani	1	0.53%
Burmese	1	0.53%

Britain	1	0.53%
Syrian	1	0.53%
Palestinian	1	0.53%
Lebanese	1	0.53%
Egyptian	1	0.53%
Total	190	100%

Table (82)

**Family Violence Cases According to City
Makkah Al Mukaramah Region Branch**

City	Number	Percentage
Jeddah	151	79.47%
Makkah	15	7.89%
Al Taif	9	4.74%
Al Madinah	6	3.16%
Yanbu	2	1.05%
Riyadh	2	1.05%
Al Ula	1	0.53%
Al Hanakia	1	0.53%
Al Majma'a	1	0.53%
Tabouk	1	0.53%
Thwal	1	0.53%
Total	190	100%

Table (83)

**Family Violence Cases According to Category of the Case
Makkah Al Mukaramah Region Branch**

Category of the Case	Number	Percentage
Physical and psychological violence	121	63.68%
Violence from addiction	20	10.53%
Deprivation from education	13	6.84%
Request for asylum	10	5.26%

Accusation and slander	9	4.74%
Sexual harassment	8	4.21%
Deprivation from marriage	5	2.63%
Deprivation from wage	2	1.05%
Deprivation from seeing one's mother	2	1.05%
Total	190	100%

Table (84)
Family Violence Cases According to Defendant Party
Makkah Al Mukaramah Region Branch

Defendant Party	Number	Percentage
Husbands	98	51.58%
Fathers	39	20.53%
Relatives	13	6.84%
Brothers	10	5.62%
Divorcees	7	3.68%
Husband's relatives	5	2.63%
Sons	4	2.11%
Daughters	3	1.58%
Wife's relatives	3	1.58%
Mothers	2	1.05%
Wives	2	1.05%
Sisters	1	0.53%
Grandmothers	1	.53%
Uncles	1	0.53%
Stepmothers	1	0.53%
Total	190	100%

Personal Affairs Cases

Table (85)

**Personal Affairs Cases According to Gender
Makkah Al Mukaramah Region Branch**

Sex	Number	Percentage
Female	179	89.50%
Male	21	10.50%
Total	200	100%

Table (86)

**Personal Affairs Cases According to Nationality
Makkah Al Mukaramah Region Branch**

Nationality	Number	Percentage
Saudi	183	91.50%
Yemeni	7	3.50%
Sudanese	2	1.00%
Egyptian	2	1.00%
Burmese	1	0.50%
British	1	0.50%
Algerian	1	0.50%
Singaporean	1	0.50%
Canadian	1	0.50%
Nigerian	1	0.50%
Total	200	100%

Table (87)

**Personal Affairs Cases According to City
Makkah Al Mukaramah Region Branch**

City	Number	Percentage
Jeddah	156	78.00%
Makkah	18	9.00%
Al Taif	13	6.50%
Al Madinah	5	2.50%
Riyadh	3	1.50%

Abha	2	1.00%
Bisha	1	0.50%
Al Dammam	1	0.50%
Hafr Al Batin	1	0.50%
Total	200	100%

Table (88)

**Personal Affairs Cases According to Category of the Case
Makkah Al Mukaramah Region Branch**

Category of the Case	Number	Percentage
Deprivation from seeing one's sons	59	29.50%
Divorce	45	22.50%
Nursing	30	15.00%
Deprivation from inheritance	25	12.50%
Alimony	24	12.00%
Desertion	10	5.00%
Non-recognition of marriage and filing for divorce	4	2.00%
Withhold of custody	3	1.5%
Total	200	100%

Table (89)

**Personal Affairs Cases According to Defendant Party
Makkah Al Mukaramah Region Branch**

Defendant Party	Number	Percentage
Male divorcees	102	51.00%
Husbands	60	30.00%
Brothers	13	6.50%
Uncles	8	4.00%
Female divorcees	6	3.00%
Fathers	5	2.50%
Husband's relatives	5	2.50%
Sisters' husbands	1	0.50%
Total	200	100%

Civil Affairs Cases

Table (90)

Civil Affairs Cases According to Gender Makkah Al Mukaramah Region Branch

Sex	Number	Percentage
Female	99	51.83%
Male	92	48.17%
Total	191	100%

Table (91)

Civil Affairs Cases According to Nationality Makkah Al Mukaramah Region Branch

Nationality	Number	Percentage
Saudi	104	54.45%
Without	19	9.95%
Yemeni	17	8.90%
Palestinian	10	5.24%
Syrian	8	4.19%
Egyptian	8	4.19%
Sudanese	6	3.14%
Pakistani	3	1.57%
Moroccan	3	1.57%
Indian	3	1.57%
Somalis	3	1.57%
Ethiopian	2	1.05%
Jordanian	1	0.52%
Ugandan	1	0.52%
Bangladeshi	1	0.52%
Kuwaiti	1	0.52%
Libyan	1	0.52%
Total	191	100%

Table (92)

**Civil Affairs Cases According to City
Makkah Al Mukaramah Region Branch**

City	Number	Percentage
Jeddah	155	81.15%
Makkah	15	7.85%
Al Madinah	7	3.66%
Al Taif	5	2.26%
Jazan	2	1.05%
Najran	2	1.05%
Riyadh	1	0.52%
Al Kuwati	1	0.52%
Al Lith	1	0.52%
Al Mikhwah	1	0.52%
Tabouk	1	0.52%
Total	191	100%

Table (93)

**Civil Affairs Cases According to Category of the Case
Makkah Al Mukaramah Region Branch**

Category of the Case	Number	Percentage
Identity documents	144	75.39%
Request for nationality	35	18.32%
Request for regaining nationality	12	6.28%
Total	191	100%

Table (94)

**Civil Affairs Cases According to Defendant Party
Makkah Al Mukaramah Region Branch**

Defendant Party	Number	Percentage
Civil Affairs	105	54.97%
Passport Dept.	25	13.09%
Husbands	17	8.90%
Divorcees	9	4.71%
The Judiciary	9	4.71%
Sponsors	5	2.62%
Ministry of Education	3	1.57%
General Directorate of Prisons	2	1.05%
Ministry of Health	2	1.05%
Private Companies	2	1.05%
Fathers	1	0.52%
Brothers	1	0.52%
Governorates	1	0.52%
Municipalities	1	0.52%
Palestinian Embassy	1	0.52%
Egyptian Embassy	1	0.52%
Police	1	0.52%
Individuals	1	0.52%
Husband's relatives	1	0.52%
Public Schools	1	0.52%
Ministry of Foreign Affairs	1	0.52%
Ministry of Civil Service	1	0.52%
Total	191	100%

Judicial Cases

Table (95)

Judicial Cases According to Gender

Makkah Al Mukaramah Region Branch

Sex	Number	Percentage
Male	93	75.00%
Female	31	25.00%
Total	124	100%

Table (96)

Judicial Cases According to Nationality

Makkah Al Mukaramah Region Branch

Nationality	Number	Percentage
Saudi	108	87.10%
Egyptian	5	4.03%
Pakistani	4	3.23%
Yemeni	2	1.61%
Bangladeshi	1	0.81%
Sudanese	1	0.81%
Filipino	1	0.81%
Palestinian	1	0.81%
Anonymous	1	0.81%
Total	124	100%

Table (97)

Judicial Cases According to City

Makkah Al Mukaramah Region Branch

City	Number	Percentage
Jeddah	71	57.26%
Makkah	21	16.94%
Al Taif	8	6.45%
Al Madinah	5	4.03%
Abha	3	2.42%
Al Baha	2	1.61%
Yanbu	2	1.61%
Tabouk	2	1.61%
Al Jouf	1	0.81%
Al Khurmah	1	0.81%
Al Lith	1	0.81%

Buhra	1	0.81%
Bljurashi	1	0.81%
Bisha	1	0.81%
Jazan	1	0.81%
Rabig	1	0.81%
Fursan	1	0.81%
Najran	1	0.81%
Total	124	100%

Table (98)

**Judicial Cases According to Category of the Case
Makkah Al Mukaramah Region Branch**

Category of the Case	Number	Percentage
Objection to a verdict	104	83.87%
Request for revision	11	8.87%
Lengthy procedures	6	4.84%
Maltreatment on the part of the judge	3	2.42%
Total	124	100%

Table (99)

**Judicial Cases According to Defendant Party
Makkah Al Mukaramah Region Branch**

Defendant Party	Number	Percentage
The Judiciary	120	96.77%
Judges	3	2.42%
Military Court	1	0.81%
Total	124	100%

Other Cases

Table (100)

**Other Cases According to Gender
Makkah Al Mukaramah Region Branch**

Sex	Number	Percentage
Male	222	72.79%

Female	83	27.21%
Total	305	100%

Table (101)

**Other Cases According to Nationality
Makkah Al Mukaramah Region Branch**

Nationality	Number	Percentage
Saudi	277	90.82%
Egyptian	7	2.30%
Yemeni	6	1.97%
Pakistani	6	1.97%
Palestinian	3	0.98%
Burmese	1	0.33%
Bangladeshi	1	0.33%
Tunisian	1	0.33%
Sudanese	1	0.33%
Sweden	1	0.33%
Mauritanian	1	0.33%
Total	305	100%

Table (102)

**Other Cases According to City
Makkah Al Mukaramah Region Branch**

City	Number	Percentage
Jeddah	220	72.13%
Al Taif	25	8.20%
Makkah	20	6.56%

Al Madinah	11	3.61%
Abha	7	2.30%
Tabouk	4	1.31%
Jazan	4	1.31%
Yanbu	3	0.98%
Rabig	2	0.66%

Al Dammam	2	0.66%
Riyadh	2	0.66%
Um AL Dome	1	0.33%
Al Jouf	1	0.33%
Bljurashi	1	0.33%
Qatr	1	0.33%
Najran	1	0.33%
Total	305	100%

Table (103)

Other Cases According to Category of the Case

Makkah Al Mukaramah Region Branch

Category of the Case	Number	Percentage
Disputes between individuals or Companies	218	71.48%
Request for financial assistance	59	19.34%
Rendering legal and juristic consultations	20	6.56%
Demand for the adoption of some proposals	8	2.62%
Total	305	100%

Table (104)

**Other Cases According to Defendant Party
Makkah Al Mukaramah Region Branch**

Defendant Party	Number	Percentage
Individuals	130	42.62%
Private Companies	57	18.69%
Saudi Banks	21	6.89%
Private Schools	4	1.31%
Saudi Newspapers	2	0.66%
Private Hospitals	2	0.66%
Private Clinics	1	0.33%
N. A.	1	0.33%
Total	87	100%

Chapter Four

**The Cases Forwarded to Jazan Branch
of the National Society for Human Rights
For the Year 1426H**

Table (105)

**Total Submitted Cases According to Gender & Nationality
Jazan Branch**

Case category	Sex		Nationality	
	Male	Female	Saudi	Non-Saudi
Administrative	22	2	24	0
Prisoners	11	2	11	2
Labor	14	0	10	4
Family violence	2	10	12	0
Personal Affairs	0	1	1	0
Civil Affairs	10	1	6	5
Judicial	22	4	26	0
Other	12	4	16	0
Sub -total	93	24	106	11
Total	117		117	

Figure (13)
Total Cases According to Gender
Jazan Branch

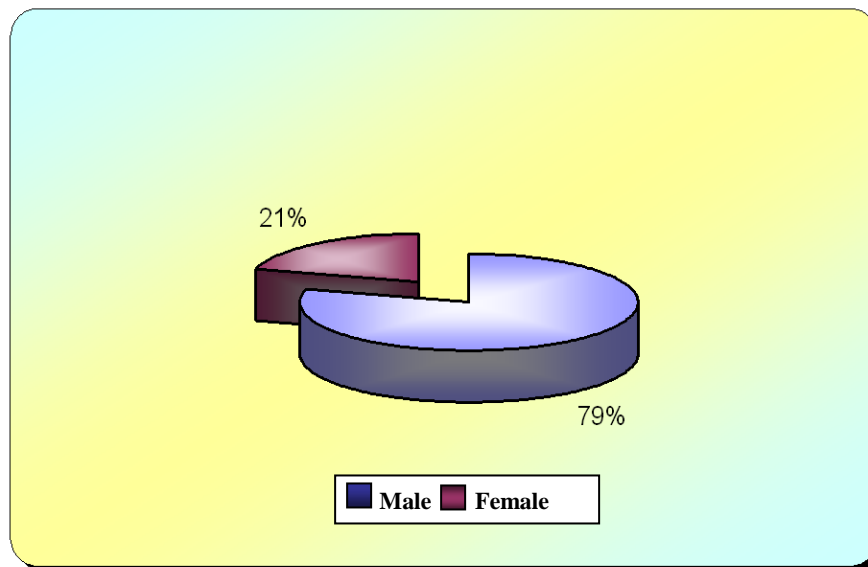


Figure (14)

Total Cases According to Nationality - Jazan Branch

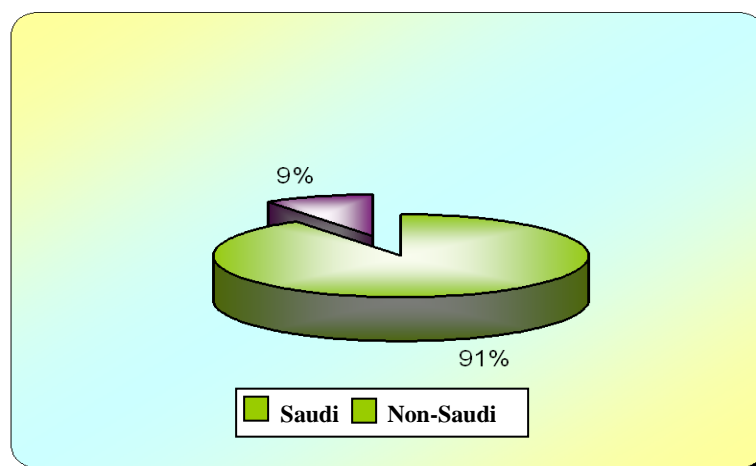


Table (106)

Total Cases According to Kingdom's Administrative Areas - Jazan Branch

Area	Admin	Prisoners	Labor	Family Violence	Personal Affairs	Civil Affairs	Judicial	Other	Total	Percentage
Jazan	13	6	8	8	1	11	20	8	75	64.10%
Riyadh	0	0	0	0	0	0	0	0	0	0.00%
Al Ghassim	0	0	0	0	0	0	0	0	0	0.00%
Aseer	9	3	4	4	0	0	6	5	31	26.50%
Al Baha	0	2	1	0	0	0	0	1	4	3.40%
Najran	1	2	1	0	0	0	0	2	6	5.10%
Eastern Region	0	0	0	0	0	0	0	0	0	0.00%
Makkah	1	0	0	0	0	0	0	0	1	0.90%
Al Madinah	0	0	0	0	0	0	0	0	0	0.00%
Hail	0	0	0	0	0	0	0	0	0	0.00%
Tabouk	0	0	0	0	0	0	0	0	0	0.00%
Northern Frontiers	0	0	0	0	0	0	0	0	0	0.00%
Al Jouf	0	0	0	0	0	0	0	0	0	0.00%
Outside KSA	0	0	0	0	0	0	0	0	0	0.00%
Total	24	13	14	12	1	11	26	16	117	100%
Percentage	21%	11%	12%	10%	1%	9%	22%	14%	100%	100%

Figure (15)

Total Cases According to the Basic Categories -Jazan Branch

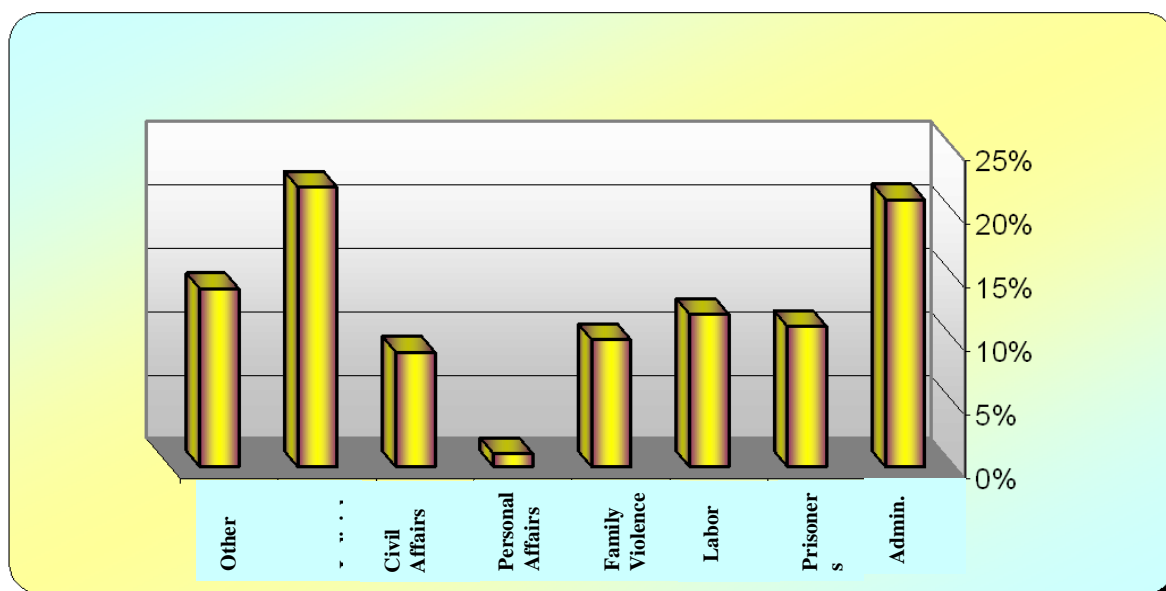
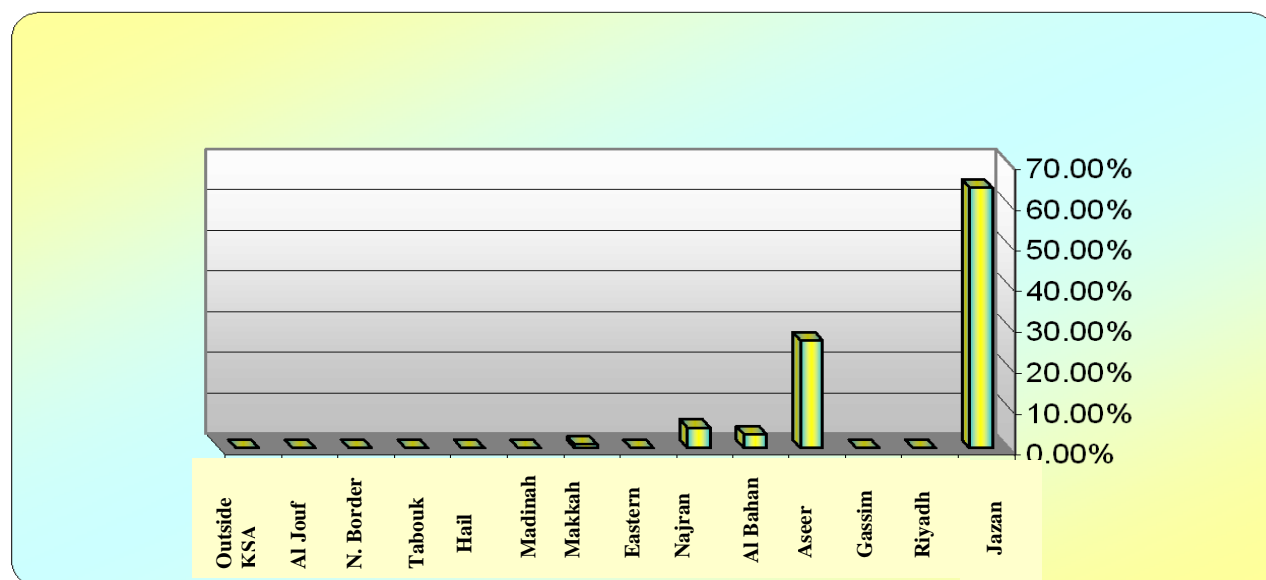


Figure (16)

Total Cases According to Kingdom's Administrative Areas - Jazan Branch



Administrative Cases

Table (107)

Administrative Cases According to Gender Jazan Branch

Sex	Number	Percentage
Male	22	91.67%
Female	2	8.33%
Total	24	100%

Table (108)

Administrative Cases According to Nationality Jazan Branch

Nationality	Number	Percentage
Saudi	24	100%
Total	24	100%

Table (109)

Administrative Cases According to City Jazan Branch

City	Number	Percentage
Jazan	13	54.17%
Abha	8	33.33%
Balgran	1	4.17%
Jeddah	1	4.17%
Najran	1	4.17%
Total	24	100%

Table (110)
Administrative Cases According to Category of the Case
Jazan Branch

Category of the Case	Number	Percentage
Aggression by some administrative party	5	20.83%
Objection to a decision	3	12.50%
Adjustment of professional status	3	12.50%
Lengthy procedures	3	12.50%
Arbitrary transfer	2	8.33%
Arbitrary dismissal	2	8.33%
Request for re-employment	2	8.33%
Transgression on property	1	4.17%
Request for revision	1	4.17%
Claim for compensation	1	4.17%
Request for execution of a verdict	1	4.17%
Total	24	100%

Table (111)
Administrative Cases According to Addressee
Jazan Branch

Addressee	Number	Percentage
Administrative officials	5	20.83%
Civil Service Bureau	4	16.67%
Ministry of Education	3	12.50%
Ministry of Interior	2	8.33%
Drugs Control Dept.	2	8.33%
Ministry of Islamic Affairs	1	4.17%
Security Departments	1	4.17%
Police	1	4.17%
Jeddah Municipality	1	4.17%
Frontiers Guard	1	4.17%
General Investigation & Prosecution Commission	1	4.17%
Ministry of Justice	1	4.17%
Ministry of Water & Electricity	1	4.17%
Total	24	100%

Prisoners' Cases

Table (112)

Prisoners' Cases According to Gender Jazan Branch

Sex	Number	Percentage
Male	11	84.62%
Female	2	15.38%
Total	13	100%

Table (113)

Prisoners' Cases According to Nationality Jazan Branch

Nationality	Number	Percentage
Saudi	11	84.62%
Pakistani	1	7.69%
Sudanese	1	7.69%
Total	13	100%

Table (114)

Prisoners' Cases According to City Jazan Branch

City	Number	Percentage
Jazan	6	46.15%
Al Baha	2	15.38%
Bisha	2	15.38%
Najran	2	15.38%
Abha	1	7.69%
Total	13	100%

Table (115)

Prisoners' Cases According to Category of the Case

Jazan Branch

Category of the Case	Number	Percentage
Grievance against non-trial	5	38.46%
Maltreatment, aggression and violation of rules inside the prison	3	23.08%
Overrun of imprisonment term	1	7.69%
Objection to transfer of a prisoner	1	7.69%
Petition for dropping the remaining terms of imprisonment	1	7.69%
Request for transfer to another prison	1	7.69%
Demand for release	1	7.69%
Total	13	100%

Table (116)

Prisoners' Cases According to Addressee

Jazan Branch

Addressee	Number	Percentage
Jazan Prisons	4	30.77%
Public Investigation Dept.	2	15.38%
Al Baha Prison	2	15.38%
Najran Prison	2	15.38%
Aseer Prisons	2	15.38%
Passport Dept.	1	7.69%
Total	13	100%

Laborers' Cases

Table (117)

Laborers' Cases According to Gender Jazan Branch

Sex	Number	Percentage
Male	14	100.00%
Total	14	100.00%

Table (118)

Laborers' Cases According to Nationality Jazan Branch

Nationality	Number	Percentage
Saudi	10	71.43%
Egyptian	2	14.29%
Pakistani	1	7.14%
Yemeni	1	7.14%
Total	14	100%

Table (119)

Laborers' Cases According to City Jazan Branch

City	Number	Percentage
Jazan	8	57.14%
Abha	3	21.43%
Al Baha	1	7.14%
Muhail Aseer	1	7.14%
Najran	1	7.14%
Total	14	100%

Table (120)
Laborers' Cases According to Category of the Case
Jazan Branch

Category of the Case	Number	Percentage
Arbitrary dismissal	5	35.71%
Psychological aggression on the laborer	4	28.57%
Request for re-employment	3	21.43%
Laborer's claim for his financial entitlements	2	14.29%
Total	14	100%

Table (121)
Laborers' Cases According to Defendant Party
Jazan Branch

Defendant Party	Number	Percentage
Private Companies	10	71.43%
Sponsors	3	21.43%
Saudi Banks	1	7.14%
Total	14	100%

Family Violence Cases

Table (122)
Family Violence Cases According to Gender
Jazan Branch

Sex	Number	Percentage
Female	10	83.33%
Male	2	16.67%
Total	12	100%

Table (123)

**Family Violence Cases According to Nationality
Jazan Branch**

Nationality	Number	Percentage
Saudi	12	100%
Total	12	100%

Table (124)

**Family Violence Cases According to City
Jazan Branch**

City	Number	Percentage
Jazan	8	66.67%
Abha	3	25.00%
Bisha	1	8.33%
Total	12	100%

Table (1-125)

**Family Violence Cases According to Category of the Case
Jazan Branch**

Category of the Case	Number	Percentage
Physical and psychological violence	10	83.33%
Deprivation from wage	1	8.33%
Deprivation from marriage	1	8.33%
Total	12	100%

Table (1-126)

Family Violence Cases According to Defendant Party

Jazan Branch

Defendant Party	Number	Percentage
Husbands	5	41.67%
Fathers	2	16.67%
Brothers	2	16.67%
Relatives	2	16.67%
Wives	1	8.33%
Total	12	100%

Personal Affairs Cases

Table (127)

**Personal Affairs Cases According to Gender
Jazan Branch**

Sex	Number	Percentage
Female	1	100%
Total	1	100%

Table (128)

**Personal Affairs Cases According to Nationality
Jazan Branch**

Nationality	Number	Percentage
Saudi	1	100%
Total	1	100%

Table (129)

**Personal Affairs Cases According to City
Jazan Branch**

City	Number	Percentage
Jazan	1	100%
Total	1	100%

Table (130)

**Personal Affairs Cases According to Category of the Case
Jazan Branch**

Category of the Case	Number	Percentage
Desertion	1	100%
Total	1	100%

Table (131)

**Personal Affairs Cases According to Defendant Party
Jazan Branch**

Defendant Party	Number	Percentage
Husbands	1	100%
Total	1	100%

Civil Affairs Cases

Table (132)

**Civil Affairs Cases According to Gender
Jazan Branch**

Sex	Number	Percentage
Male	10	90.91%
Female	1	9.09%
Total	11	100%

Table (133)

**Civil Affairs Cases According to Nationality
Jazan Branch**

Nationality	Number	Percentage
Saudi	6	54.55%
Without	5	45.45%
Total	11	100%

Table (134)

**Civil Affairs Cases According to City
Jazan Branch**

City	Number	Percentage
Jazan	11	100%
Total	11	100%

Table (135)

**Civil Affairs Cases According to Category of the Case
Jazan Branch**

Category of the Case	Number	Percentage
Identity documents	4	36.36%
Request for nationality	4	36.36%
Request for regaining nationality	3	27.27%
Total	11	100%

Table (136)

**Civil Affairs Cases According to Defendant Party
Jazan Branch**

Defendant Party	Number	Percentage
Civil Affairs	7	63.64%
Ministry of Justice	2	18.18%
Cousins	1	9.09%
Ministry of Social Affairs	1	9.09%
Total	11	100%

Judicial Cases

Table (137)

**Judicial Cases According to Gender
Jazan Branch**

Sex	Number	Percentage
Male	22	84.62%
Female	4	21.38%
Total	26	100%

Table (138)

**Judicial Cases According to Nationality
Jazan Branch**

Nationality	Number	Percentage
Saudi	26	100%
Total	26	100%

Table (139)

**Judicial Cases According to City
Jazan Branch**

City	Number	Percentage
Jazan	20	76.92%
Abha	5	19.23%
Muhail Aseer	1	3.85%
Total	26	100%

Table (140)

**Judicial Cases According to Category of the Case
Jazan Branch**

Category of the Case	Number	Percentage
Objection to a verdict	15	57.69%
Maltreatment on the part of the judge	7	26.92%
Lengthy procedures	3	11.54%
Request for revision	1	3.85%
Total	26	100%

Table (141)

**Judicial Cases According to Defendant Party
Jazan Branch**

Defendant Party	Number	Percentage
The Judiciary	19	73.08%
Judges	7	26.92%
Total	26	100%

Other Cases

Table (142)

Other Cases According to Gender Jazan Branch

Sex	Number	Percentage
Male	12	75.00%
Female	4	25.00%
Total	16	100%

Table (143)

Other Cases According to Nationality Jazan Branch

Nationality	Number	Percentage
Saudi	16	100%
Total	16	100%

Table (144)

Other Cases According to City Jazan Branch

City	Number	Percentage
Jazan	8	50.00%
Abha	5	31.25%
Najran	2	12.50%
Al Baha	1	6.25%
Total	16	100%

Table (145)

Other Cases According to Category of the Case

Jazan Branch

Category of the Case	Number	Percentage
Disputes between individuals or Companies	11	68.75%
Request for financial assistance	4	25.00%
Rendering legal and juristic consultations	1	6.25%
Total	16	100%

Table (146)

Other Cases According to Defendant Party

Jazan Branch

Defendant Party	Number	Percentage
Individuals	6	37.50%
Insurance Companies	2	12.50%
Laborers	1	6.25%
Jizan Governorate	1	6.25%
Saudi Banks	1	1.25%
Sisters' Husbands	1	6.25%
N. A.	4	25.00%
Total	16	100%

Chapter Five

Correspondence Issued By The National Society for Human Rights & Relevant Responses for the Year 1426H

Table (147)

**The Correspondence Issued by the Society through its Riyadh Main Office
& the Relevant Responses & Percentages for the Year 1426H (2006G)**

Addressee party	No. of Letters	No. of Responses	Corresp. (%)	Responses (%)
MINISTRIES:				
Council of Ministers	3	0	0.22%	0.00%
Bureau of Council of Ministers	4	1	0.29%	25.00%
Bureau of Grievances	6	1	0.43%	16.67%
National Guard	2	0	0.14%	0/00%
Prisons	6	7	0.43%	116.67%
Police	2	0	0.14%	0.00%%
Ministry of Municipal Affairs	2	0	0.14%	0.00%
Ministry of Defense & Aviation	2	0	0.14%	0.00%
Ministry of Education	6	0	0.43%	0.00%
Ministry of Foreign Affairs	10	0	0.72%	0.00%
Ministry of Interior	347	362	26.89%	96.79%
Interior Ministry for Civil Affairs	100	97	7.19%	97.00%
Ministry of Agriculture	1	0	0.07%	0.00%
Ministry of Social Affairs	7	2	0.50%	28.57%
Ministry of Culture & Information	1	0	0.07%	0.00%
Ministry of Islamic Affairs & Endowments	2	1	0.14%	50.00%
Ministry of Health	16	8	1.15%	50.00%
Ministry of Justice	14	5	1.01%	35.71%
Ministry of Labor	8	3	0.58%	37.50%
Ministry of Finance	1	0	0.07%	0.00%
Ministry of Water & Electricity	1	2	0.07%	200.00%
Ministry of Transportation	1	0	0.07%	0.00%

Addressee party	No. of Letters	No. of Responses	Corresp. (%)	Responses (%)
GOVERNORATES:				
Al Baha Governorate	1	0	0.07%	0.00%
Northern Frontiers Governorate	1	0	0.07%	0.00%
Riyadh Governorate	674	674	49.10%	98.68%
Al Madinah Al Munawarah Governorate	1	0	0.07%	0.00%
Eastern Region Governorate	4	0	0.29%	0.00%
Jazan Governorate	4	1	0.29%	25.00%
Aseer Governorate	5	1	0.36%	20.00%
Makkah Governorate	3	0	0.22%	0.00%
Najran Governorate	1	2	0.07%	200.00%
COMMISSIONS:				
The Commission for the Promotion of Virtue & Prevention of Vice	1	0	0.07%	0.00%
General Investigation & Prosecution Commission	70	61	5.03%	87.14%
Civil Rights Commission	7	2	0.50%	28.57%
Saudi Journalists Commission	1	0	0.07%	0.00%
Universities, Colleges, and Institutes:				
Universities, Colleges, and Institutes	4	2	0.29%	50.00%
CORPORATIONS:				
Retirement Corporation	1	0	0.07%	0/00%
Post Corporation	4	0	0.29%	0/00%
ORGANIZATIONS:				
Amnesty International	1	0	0.07%	0.00%
The Arabian Organization for Human Rights	1	0	0.07%	0.00%
The Egyptian Organization for Human Rights	1	0	0.07%	0.00%
Islamic Conference Organization	1	0	0.07%	0.00%

Addressee party	No. of Letters	No. of Responses	Corresp. (%)	Responses (%)
-----------------	----------------	------------------	--------------	---------------

COMMITTEES:				
The National Committee for the Welfare of the Prisoners, the Released & Members of their Families	5	2	0.36%	40.00%
AMBASSADORS:				
Ambassadors	4	1	0.29%	25.00%
MEDIA:				
Saudi News Agency	1	0	0.07%	0.00%
OTHER:				
Kingdom's Holding Company	2	0	0.14%	0.00%
The Charity Association	1	0	0.07%	0.00%
Communications Companies	2	0	0.14%	0.00%
King Faisal Research & Islamic Studies Center	4	0	0.29%	0.00%
Administrative Leadership Center	1	0	0.07%	0.07%
Passports Department	1	0	0.07%	0.07%
The Coordination Council for the Control of Elections	1	0	0.07%	0.07%
King Khalid International Airport	1	0	0.07%	0.07%
Allocation & Allotments Administration	1	0	0.07%	0.00%
Other Parties	3	0	0.22%	0.00%
TOTAL	1391	1235	100.00%	88.79%

Table (148)
The Correspondence Issued by the Society through its Makkah Region
Branch & the Relevant Responses & Percentages for the Year 1426H
(2006G)

Addressee party	No. of Letters	No. of Responses	Corresp. (%)	Responses (%)
MINISTRIES:				
Bureau of Council of Ministers	8	0	1.97%	0.00%
Bureau of Grievances	1	0	0.25%	0.00%
Ministry of Interior	36	7	8.85%	19.44%
Ministry of Interior for Civil Affairs	5	2	1.23%	40.00%
Ministry of Labor	1	0	0.25%	0.00%
Ministry of Finance	1	0	0.25%	0.00%
Ministry of Public Service	2	0	0.49%	0.00%
Ministry of Social Affairs	28	9	6.88%	32.14%
Ministry of Justice	15	3	3.69%	20.00%
Ministry of Education	22	3	5.41%	13.64%
Ministry of Municipal Affairs	4	1	0.98%	25.00%
Ministry of Health	6	2	1.47%	33.33%
Ministry of Foreign Affairs	1	1	0.25%	100.00%
EMBASSIES:				
Embassies	1	0	0.25%	0.00%
COMMISSIONS:				
Control & Investigation Commission, Makkah Region	1	1	0.25%	100.00%
General Investigation & Prosecution Commission	49	32	12.04%	65.31%
CIVIL AFFAIRS ADMINISTRATIONS:				
Civil Affairs Administration, Jeddah	10	2	2.46%	20.00%
Civil Affairs Administration, Makkah	2	3	0.49%	150.00%
Civil Affairs Administration, Al Madinah	1	1	0.25%	100.00%
Civil Affairs Administration, Jazan	1	1	0.25%	100.00%

Addressee party	No. of Letters	No. of Responses	Corresp. (%)	Responses (%)
GOVERNORATES:				
Undersecretary of Makkah Region Governorate	66	12	16.22%	18.18%

Jizan Governorate	3	1	0.74%	33.33%
Al Madinah Region Governorate	12	1	2.95%	8.33%
Riyadh Region Governorate	3	0	0.74%	0.00%
Northern Frontiers Governorate	1	0	0.25%	0.00%
Najran Region Governorate	1	1	0.25%	100.00%
Aseer Region Governorate	4	1	0.98%	25.00%
Tabouk Region Governorate	1	0	0.25%	0.00%
PROVINCE GOVERNORS:				
Al Taif Governor	6	2	1.47%	33.33%
Al Gunfuza Governor	1	0	0.25%	0.00%
Jeddah Governor	38	2	9.34%	5.26%
Rabig Governor	1	2	0.25%	200.00%
COLLEGES & UNIVERITIES				
Colleges & Universities	7	2	1.72%	28.57%
COMMITTEES:				
Reconciliation Committee	6	0	1.47%	0.0%
The Executive Committee for the Development of the Central Area, Al Madinah Al Munawarah	1	1	0.25%	100.00%
ASSOCIATIONS:				
Al Yagiza Association	1	0	0.25%	0.00%
Women Charity Association	1	1	0.25%	100.00%
Fatat Al Thaqef Association	1	0	0.25%	0.00%
HOSPITALS:				
Saudi German Hospital	1	1	0.25%	100.00%
Al Taif Psychological Health Hospital	1	1	0.25%	100.00%
Jeddah Psychological Health Hospital	1	1	0.25%	100.00%
Addressee party	No. of Letters	No. of Responses	Corresp. (%)	Responses (%)
King Fahad Hospital, Jeddah	3	1	0.74%	33.33%
King Faisal Specialist Hospital, Jeddah	1	1	0.25%	100.00%

King Abdelaziz Hospital, Jeddah	1	1	0.25%	100.00%
OTHER:				
Expatriates Administration	2	2	0.49%	100.00%
Protection House	1	0	0.25%	0.00%
Social Supervision Office	25	7	6.14%	28.00%
Labor Office	3	1	0.74%	33.33%
Prisons	4	1	0.98%	25.00%
Passports	5	1	1.23%	20.00%
Airlines	1	0	0.25%	0.00%
Police	6	1	1.47%	16.67%
Public Security	1	0	0.25%	0.00%
Civil Defense	1	1	0.25%	100.00%
Other Parties	1	0	0.25%	0.00%
TOTAL	407	114	100.00%	29.37%

Table (149)

**The Correspondence Issued by the Society through its Jazan Branch &
the Relevant Responses & Percentages for the Year 1426H (2006G)**

Addressee party	No. of Letters	No. of Responses	Corresp. (%)	Responses (%)
MINISTRIES:				
Ministry of Islamic Affairs & Endowments	2	0	2.60%	0.00%
Ministry of Municipalities & Rural Affairs	4	1	5.10%	25.00%
Ministry of Social Affairs	3	1	3.90%	33.30%
Ministry of Justice	11	4	14.10%	36.40%
Ministry of Labor	1	1	1.30%	100.00%
Ministry of Education	10	10	12.80%	100.00%
Ministry of Interior	3	5	6.40%	60.00%
Ministry of Transportation	1	1	1.30%	100.00%
GOVERNORATES:				
Jizan Governorate	14	6	18.00%	42.90%
Aseer Governorate	8	2	10.30%	25.00%
Najran Governorate	1	0	1.30%	0.00%
HOSPITALS:				
King Fahad Medical City	1	1	1.30%	100.00%
COMMITTEES:				
Labor Disputes Arbitration Committee	2	2	2.60%	100.00%
OTHER:				
Prisons	1	1	1.30%	100.00%
Police	6	4	7.70%	66.70%
Saudi Company for Electricity	2	1	2.60%	50.00%
Charity Housing	3	0	3.90%	0.00%
Commercial Disputes Office	1	0	1.30%	0.00%
Civil Rights	1	1	130%	100.00%
Military Property at the Southern Region	1	0	1.30%	0.00%
TOTAL	78	39	100.00%	50.00%