

National Society for Human Rights

The Statistical Book for the year 1425 (2004)

In the name of Allah the Most Gracious the Most Merciful

**“We have honored the sons of Adam; provided them with
transport on land and sea; given them for sustenance
things good and pure; and conferred on them special
favours, above a great deal of our creation”**

Al Israa' (70)

Subjects Index

Subject	Page	
Introduction		
Vision and Mission		
Statistics of cases submitted to the National Society for Human Rights in 1425 (2004)		
Total cases submitted in 1425 (2004)		Chapter one
Cases submitted to the National Society for Human Rights – Head Office , Riyadh		Chapter two
Cases submitted to the National Society for Human Rights – Makkah Al Mukkarramah Branch		Chapter three
Total correspondence issued by the National Society for Human Rights and relevant responses		Chapter four

Tables Index

Table No. 1	Total cases submitted to the National Society for Human Rights
Table No.2	Total cases submitted to the National Society for Human Rights per receiving branch
Table No. 3	Total cases submitted to the National Society for Human Rights per submitter
Table No. 4	Total cases submitted to the National Society for Human Rights per submitter nationality
Table No .5	Administrative cases
Table No. 6	Prisoners cases
Table No.7	Labor cases
Table No.8	Family violence cases
Table No.9	Personal affairs cases
Table No.10	Civil affairs cases
Table No.11	Judicial cases
Table No.12	Other cases
Table No.13	Total administrative cases per addressed party
Table No. 14	Total prisoner cases per addressed party
Table No.15	Labor cases per the offender
Table No.16	Total of family violence cases per offender
Table No.17	Total of personal affairs cases per offender
Table No.18	Total of civil affairs cases per offender
Table No.19	Total of judicial cases per offender
Table No.20	Total of “other” cases per offender
Table No.21	Total of all cases per Gender and nationality – Head Office , Riyadh
Table No. 22	Total of all cases per Kingdom Administrative areas – Head Office , Riyadh
Table No.23	Administrative cases per Gender – Head Office , Riyadh
Table No.24	Administrative cases per nationality– Head Office , Riyadh
Table No.25	Administrative cases per city– Head Office , Riyadh
Table No.26	Administrative cases per case classification – Head Office , Riyadh

Table No. 27	Administrative cases per addressed party– Head Office , Riyadh
Table No.28	Prisoner cases per Gender – Head Office , Riyadh

Table No. 29	Prisoner cases per nationality – Head Office , Riyadh
Table No.30	Prisoner cases per city – Head Office , Riyadh
Table No.31	Prisoner cases per case classification – Head Office , Riyadh
Table No. 32	Prisoner cases per addressed party – Head Office , Riyadh
Table No. 33	labor cases per Gender – Head Office , Riyadh
Table No. 34	Labor cases per nationality – Head Office , Riyadh
Table No. 35	Labor cases per city – Head Office , Riyadh
Table No. 36	Labor cases per case classification – Head Office , Riyadh
Table No. 37	Labor cases per addressed party – Head Office , Riyadh
Table No. 38	Family Violence cases per Gender – Head Office , Riyadh
Table No. 39	Family Violence cases per nationality – Head Office , Riyadh
Table No. 40	Family Violence cases per city – Head Office , Riyadh
Table No. 41	Family Violence cases per case classification – Head Office , Riyadh
Table No. 42	Family Violence cases per addressed party – Head Office , Riyadh
Table No. 43	Personal Affairs cases per Gender – Head Office , Riyadh
Table No. 44	Personal Affairs cases per nationality – Head Office , Riyadh
Table No. 45	Personal Affairs cases per city – Head Office , Riyadh
Table No. 46	Personal Affairs cases per case classification – Head Office , Riyadh
Table No. 47	Personal Affairs cases per addressed party – Head Office , Riyadh
Table No. 48	Civil Affairs cases per Gender – Head Office , Riyadh
Table No. 49	Civil Affairs cases per nationality – Head Office , Riyadh
Table No. 50	Civil Affairs cases per city – Head Office , Riyadh
Table No. 51	Civil Affairs cases per case classification – Head Office , Riyadh
Table No. 52	Civil Affairs cases per addressed party – Head Office , Riyadh
Table No. 53	Judicial cases per Gender – Head Office , Riyadh
Table No. 54	Judicial cases per nationality – Head Office , Riyadh

Table No. 55	Judicial cases per city – Head Office , Riyadh
Table No. 56	Judicial cases per case classification – Head Office , Riyadh
Table No. 57	Judicial cases per addressed party – Head Office , Riyadh

Table No. 58	“other” cases per Gender – Head Office , Riyadh
Table No.59	“other” cases per nationality – Head Office , Riyadh
Table No.60	“other” cases per city – Head Office , Riyadh
Table No.61	“other” cases per case classification – Head Office , Riyadh
Table No. 62	“other” cases per addressed party – Head Office , Riyadh
Table No.63	Total incoming cases per Gender and nationality – Makkah Al Mukarramah Branch
Table No. 64	Total of cases per Kingdom’s Administrative Areas – Makkah Al Mukarramah Branch
Table No. 65	Administrative cases per Gender – Makkah Al Mukarramah Branch
Table No.66	Administrative cases per nationality – Makkah Al Mukarramah Branch
Table No.67	Administrative cases per city – Makkah Al Mukarramah Branch
Table No.68	Administrative cases per case classification – Makkah Al Mukarramah Branch
Table No.69	Administrative cases per addressed party – Makkah Al Mukarramah Branch
Table No.70	Prisoner cases per Gender – Makkah Al Mukarramah Branch
Table No.71	Prisoner cases per nationality – Makkah Al Mukarramah Branch
Table No.72	Prisoner cases per city – Makkah Al Mukarramah Branch
Table No.73	Prisoner cases per case classification – Makkah Al Mukarramah Branch
Table No.74	Prisoner cases per addressed party – Makkah Al Mukarramah Branch
Table No.75	Labor cases per Gender – Makkah Al Mukarramah Branch
Table No.76	Labor cases per nationality – Makkah Al Mukarramah Branch
Table No.77	Labor cases per city – Makkah Al Mukarramah Branch
Table No.78	Labor cases per case classification – Makkah Al Mukarramah Branch
Table No.79	Labor cases per offender party – Makkah Al Mukarramah Branch
Table No.80	Family Violence cases per Gender – Makkah Al Mukarramah Branch
Table No.81	Family Violence cases per nationality – Makkah Al Mukarramah Branch

Table No.82	Family Violence cases per city – Makkah Al Mukarramah Branch
Table No.83	Family Violence cases per case classification – Makkah Al Mukarramah Branch
Table No.84	Family Violence cases per offender party – Makkah Al Mukarramah Branch
Table No.85	Personal Affairs cases per Gender – Makkah Al Mukarramah Branch
Table No.86	Personal Affairs cases per nationality – Makkah Al Mukarramah Branch
Table No.87	Personal Affairs cases per city – Makkah Al Mukarramah Branch
Table No.88	Personal Affairs cases per case classification – Makkah Al Mukarramah Branch
Table No.89	Personal Affairs cases per offender party – Makkah Al Mukarramah Branch
Table No.90	Civil Affairs cases per Gender – Makkah Al Mukarramah Branch
Table No.91	Civil Affairs cases per nationality – Makkah Al Mukarramah Branch
Table No.92	Civil Affairs cases per city – Makkah Al Mukarramah Branch
Table No.93	Civil Affairs cases per case classification – Makkah Al Mukarramah Branch
Table No.94	Civil Affairs cases per offender party – Makkah Al Mukarramah Branch
Table No.95	Judicial cases per Gender – Makkah Al Mukarramah Branch
Table No.96	Judicial Affairs cases per nationality – Makkah Al Mukarramah Branch
Table No.97	Judicial cases per city – Makkah Al Mukarramah Branch
Table No.98	Judicial cases per case classification – Makkah Al Mukarramah Branch
Table No.99	Judicial cases per offender party – Makkah Al Mukarramah Branch
Table No.100	“Other” cases per Gender – Makkah Al Mukarramah Branch
Table No.101	“Other” cases per nationality – Makkah Al Mukarramah Branch
Table No.102	“Other” cases per city – Makkah Al Mukarramah Branch
Table No.103	“Other” cases per case classification – Makkah Al Mukarramah Branch
Table No.104	“Other” cases per offender party – Makkah Al Mukarramah Branch
Table No.105	Correspondence to the Society at its Head Office in Riyadh for 11425 -2004, with responses and percentage
Table No.106	Correspondence to the Society at its Head Office in Riyadh for 11425 -2004, with responses and percentages

Figures Index

Figure No. 1	Total cases submitted to the National Society for Human Rights
Figure No.2	Total cases submitted to the National Society for Human Rights per receiving branch
Figure No.3	Total cases submitted to the National Society for Human Rights per submitter Gender
Figure No.4	Total cases submitted to the National Society for Human Rights per submitter nationality
Figure No.5	Total cases per Gender – Head Office, Riyadh
Figure No. 6	Total cases per nationality – Head Office, Riyadh
Figure No. 7	Total cases per basic classifications – Head Office, Riyadh
Figure No. 8	Total cases per Kingdom's Administrative Areas – Head Office, Riyadh
Figure No.9	Total Cases per Gender – Makkah Al Mukarramah Branch
Figure No. 10	Total Cases per Nationality – Makkah Al Mukarramah Branch
Figure No. 11	Total Cases per basic classifications – Makkah Al Mukarramah Branch
Figure No. 12	Total Cases per Kingdom's Administrative Areas – Makkah Al Mukarramah Branch

INTRODUCTION

The three statistical books in figures are showing the numbers and Genders of complaints submitted to the Society since its foundation in 18/1/1425 corresponding to 9/3/2004 up to the end of 1427 (2006) which amounted to 8,568 . These complaints were collected and classified by the Information, Statistics and Authentication Center of the society. The complaints are classified into eight main categories: Administrative, prisoners, labor, family violence, civil affairs, personal affairs, judicial and “Other” cases. Each category was divided into segments, for instance the personal affairs cases include divorce complaints, nursery, alimony, suspension, removal of guardianship, prevention from seeing children, prevention from inheritance etc.

The objectives set out by the society for counting, classification and tabulation of the cases may be summarized as follows:

- To enhance the standard of studies and reports issued by the society by including a significant source that supports such studies and reports through the complaints received.
- To enhance the standard of planning of the society activities and programs, where planning that depends on real facts will be more effective to achieve the goals and desired results.
- Encourage researchers and students to study and investigate the human rights cases. Presenting the case in the Statistical Book open doors for thorough researches in different aspects including legal, psychological, social, administrative, educational, economical and cultural researches.
- Enriching the legal library through providing field statistics, an aspect which is not available in such library.
- Support the government bodies to prepare the reports of the International Agreements joined by the Kingdom in the field of human rights, where in most cases such reports were in short on some statistics or non-availability of same.
- To give opportunity to government and non-government bodies to get acquainted with the weaknesses of their performance, particularly in relation to policies, procedures, practices, adherence to regulations and required efforts to enhance these areas.
- To allow the society to make comparisons between performance of the concerned parties at the year of the study and the previous year using different indicators such as percentage of cooperation with the society

which is measured by the number of letters issued by the society and number of responses.

- To allow the society to know and identify any area of problem or phenomena that needs comprehensive study to find solutions that limit the recurring accusations, stop it and eliminate their effects. This occurs upon repetition of individual complaints towards a particular practice.

Finally, I would like to thank the president of the Information, Statistics and Authentication Center / Sahla Zain Alabdeen Hammad for her genuine efforts to achieve this work, and my thanks also to the Presidents and members of the Observation and Follow Up Committee, supervisors of the Head Office in Riyadh, branches of the society in Jeddah, Jazan and Dammam, to the legal advisors for their efforts in studying complaints and addressing the government and non-government bodies, to the staff of the Information, Statistics and Authentication Center.

Head of the National Society for Human Rights

Dr. Bander Bin Hamza Hajjar

Vision and Mission

The National Society for Human Rights

The National Society for Human Rights was established in 18/1/1425 (9/3/2004) to protect the human rights and defend such rights in accordance with Islamic Sharia and the Government Basic Ruling Regulations as well as international agreements and charters that do not contradict Islamic Sharia.

Nature of the Society:

The society is a national body which is independent administratively and financially with no government connections. The society strives to defend the human rights inside and outside the Kingdom of Saudi Arabia, whether the subject of abuse is a citizen, expatriate or a visitor. The society cooperates with all government and non-government societies all over the world.

Vision of the Society:

Participation in building the society of justice and equality, and enforcement of law in accordance with the Islamic Sharia which calls for forgiveness and refraining from injustice, aggression and extremism.

Mission of the Society:

Protection of human rights, defending them and dissemination of human rights culture, and to take the necessary procedures to handle complaints and violations of human rights in order to limit and stop such practices and eliminate their effects, in addition to preparation of studies, conferences, symposiums and workshops , issue publications, declaration of opinions and preparation of reports.

Definitions

The National Society for Human Rights since its foundation received a large number of cases that can be classified as follows:

1) Administrative Cases:

These are cases received by the society regarding exemption applications, Judgment execution claim, aggression to properties, objection to decision, Medical mistakes, Attack and assault from some administrative bodies, unemployment, compulsory deportation, job grade amendment, discomfiture due to environment pollution or bad customer service, request to return to job, deportation request, transfer application, psychological violence on the employee, Termination, Lengthy Procedures duration, Arbitrary transfer, Compensation request, claim for administrative or financial dues, non-regulatory pursuit, prevention from traveling due to administrative decision.

2) Prisoners Cases:

These are cases received by the society regarding exemption from the remaining period, objection to prisoner deportation, health status tumble in prison, completion of Judgment and not released, complaint of non trial, application to transfer to other prison, deportation application, health care application, bad treatment, assault and violation of regulations inside prison, psychical violence on the prisoner, prevention of visit, release application.

3) Labor Cases

These are cases received by the society regarding Compulsion to pay Iqama renewal amount, objection to decision, delay of appointment decision, deprive from promotion, decrease of job grade, compulsory deportation, sponsorship transfer application, psychical violence on laborer, termination for accusation, arbitrary termination, application for financial rights, force to work, compulsion for early retirement, application for health insurance, application for return to work, prevent the laborer to travel to his country

4) Family Violence:

These are cases received by the society against one of the family members for Psychological & psychological violence, violence resulting from addiction, accusation & slander, molestation , prevention from education, prevention from work , prevention from salary, prevention from marriage, prevention from seeing mother , residence request .

5) Personal Affairs Cases

These are cases received by the society regarding divorce, nursing, alimony, suspension & desertion, removal of guardianship, prevention from seeing children, prevention from inheritance, non acknowledgement of marriage and divorce demand

6) Civil Affairs Cases:

These are cases received by the society regarding requests or complaints related to withdrawal of nationality, or request for nationality recovery, withdrawal of identification documents, non-addition of children, non authentication of some facts related to civil affairs.

7) Judicial Cases:

These are cases received by the society regarding long period of review, objection to judgment, bad treatment from the Judge, compensation application, lengthy Procedures duration, prevention from travel due to a judgment sentence.

8) “Other” Cases

This includes cases of disputes between individuals or companies, or requests for financial assistance, or requests to adopt certain suggestions, or to provide legal or Sharia consultations.

The subsidiary classifications of these cases are stated in the following table:

Administrative Cases
Review Application
exemption application
Judgment execution claim
Aggression to properties
Objection to decision
Medical mistakes
Attack and assault from some administrative bodies
Unemployment
Compulsory deportation
Job status amendment
Environment pollution
Bad customer service
Application to return to Job
Deportation application
Transfer application
Psychological violence on employee
Termination for accusation
Arbitrary termination
Administration & financial entitlements
Non regulatory pursuit
Lengthy Procedures duration
Arbitrary transfer
Compensation demand
prevention from Travel due to administrative decision

Prisoners

Application for exemption from the remaining period
Objection to prisoner deportation
Tumble of Health status in prison
Completion of Judgment and not released
Complaint of non trial
Application to transfer to other prison
Deportation application
Health care application
Bad treatment , assault and violation of regulations inside prison
Psychical violence on the prisoner
Prevention of visit
Release application

Laborers

Compulsion to pay Iqama renewal amount
Objection to decision
Delay of Appointment decision
Deprive from promotion
Decrease of job grade
Compulsory deportation
Sponsorship transfer application
Psychical violence on laborer
Termination for accusation
Arbitrary termination
Labor application for his financial rights
Force for work

Compulsion of early retirement
Application for Health Insurance
Application to return to work
Prevent the laborer to travel to his country

Family violence

Psychical & psychological violence
Violence resulting from addiction
Accusation & slander
Molestation
Prevention from education
Prevention from work
Prevention from salary
Prevention from marriage
Prevention from seeing mother
Residency request

Personal affairs

Divorce
Nursing
Alimony
Suspension & desertion
Removal of guardianship
Prevention from seeing children
Prevention from inheritance
Non acknowledgement of marriage and divorce demand

Civil affairs

Identification documents
Nationality application
Nationality recovery application

Judicial cases

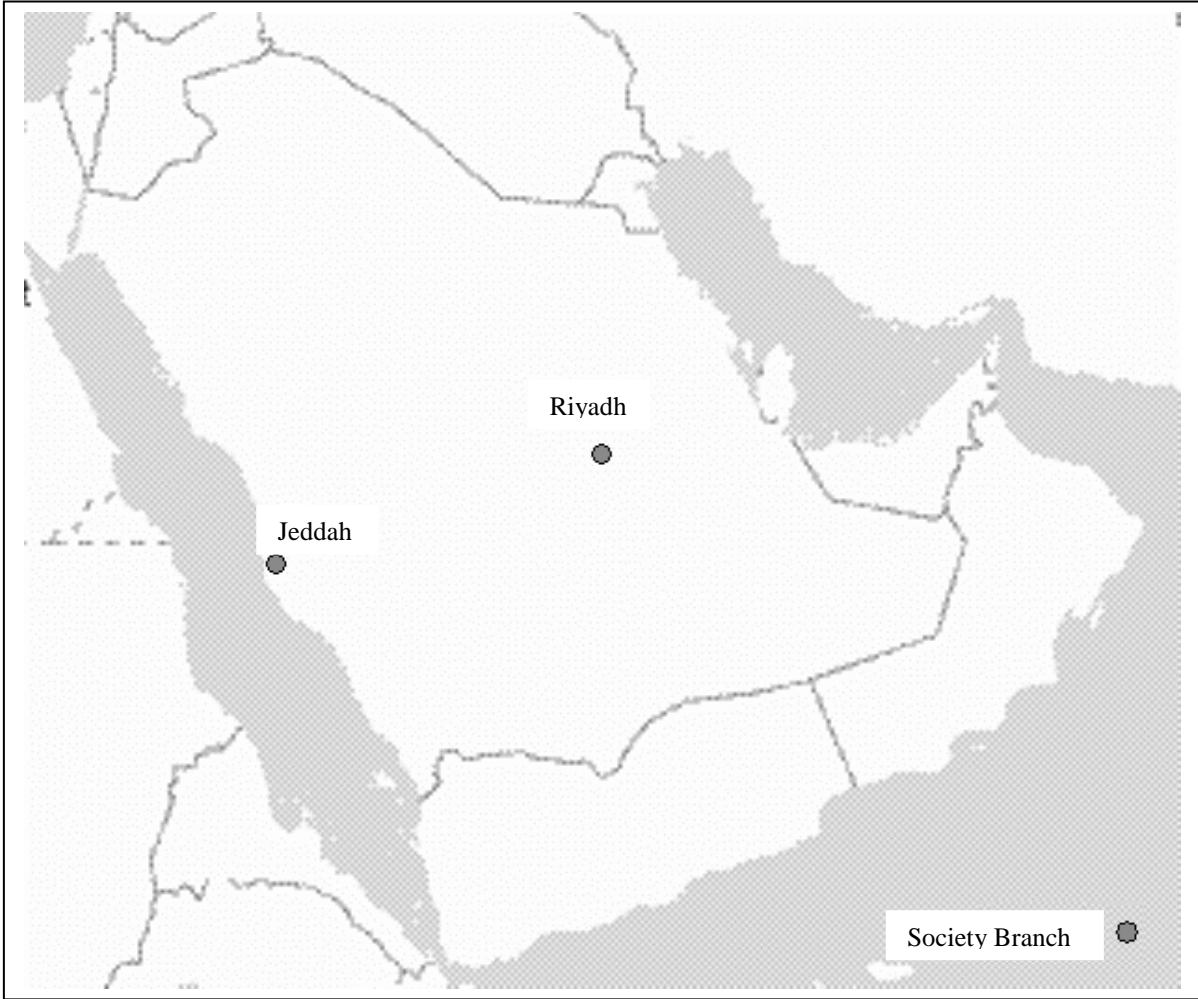
Review application
Objection to judgment
Bad treatment from the Judge
Compensation application
Lengthy Procedures duration
Forbidden from traveling for judgment sentence

Others

Application to adopt some suggestions
Provision of legal and Sharia consultations
Disputes between individuals and companies
Financial assistance application

**Statistics of cases received by the
National Society for Human Rights for
the year 1425H (2004)**

- **Head Office - Riyadh**
- **Makkah Al Mukaramah Area Branch**



Chapter 1
Total of cases received
for the year 1425H (2004)

Table (1)
Total of cases submitted to the National Society for Human Right

year	Administrative	Prisoners	Laborers	Family Violence	Personnel affairs	Civil affairs	Judicial	Others	Total
1428H (2004)	193	271	289	44	37	66	56	158	1114

Figure No. (1)
Total of cases received by the National Society for Human Rights

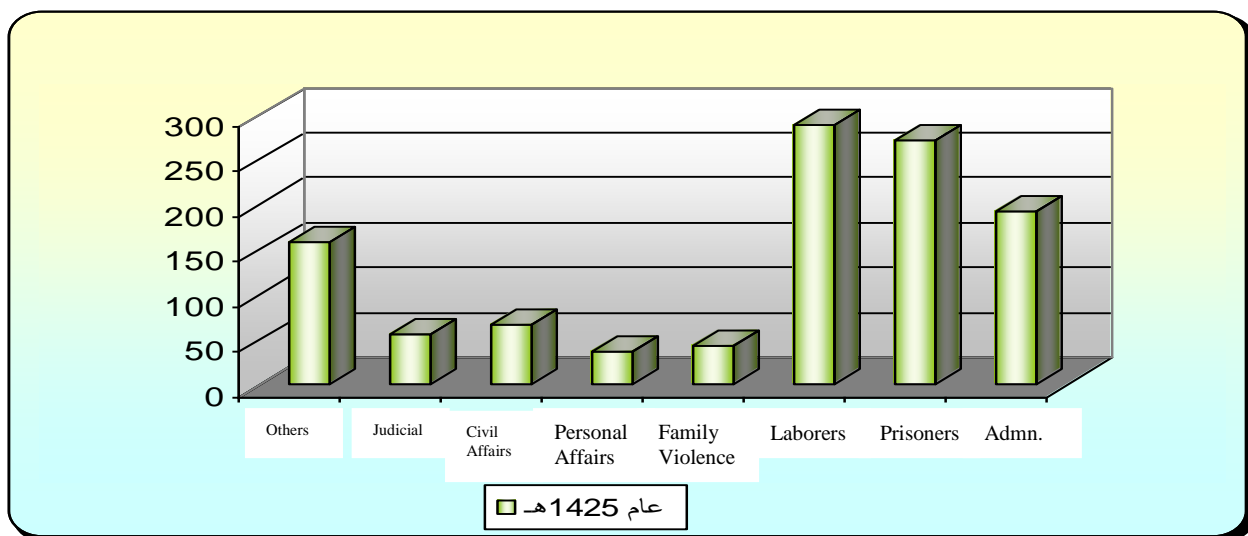


Table No. (1-2)

Total of cases received by the National Society for Human Rights as per the branch

Year	Riyadh	Makkah Al Mukaramah	Total
1425H -2004	787	327	1114

Figure No. (2)

Total of cases received by the National Society for Human Rights as per the receiving branch

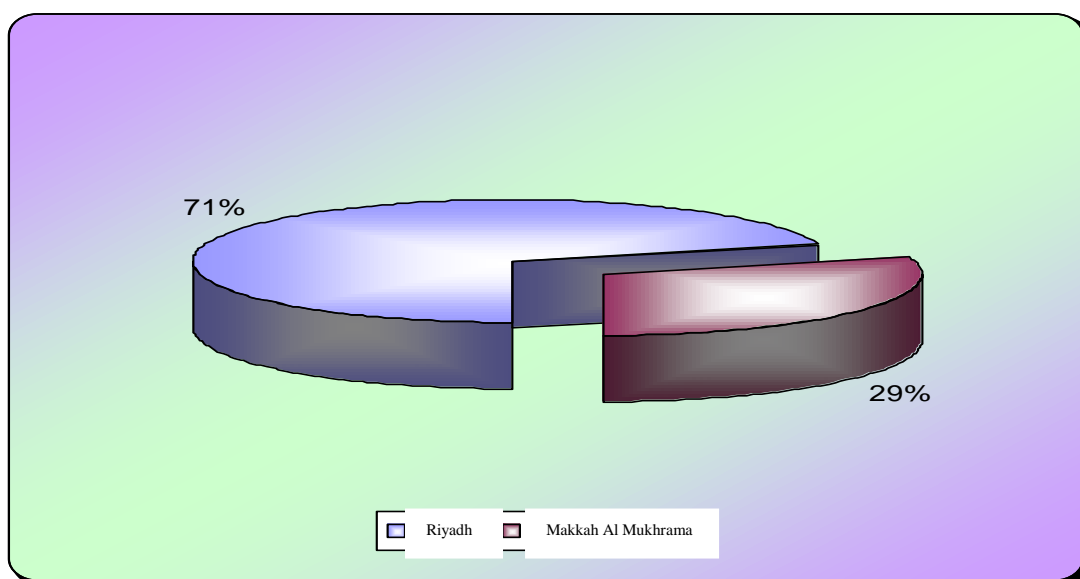


Table No. (3)

Total of cases received by the National Society for Human Rights as per gender of applicant

year	Women	Men	Total
1425H (2004)	267	847	114

Figure No. No. (3)

Total of cases received by the National Society for Human Rights as per gender of applicant

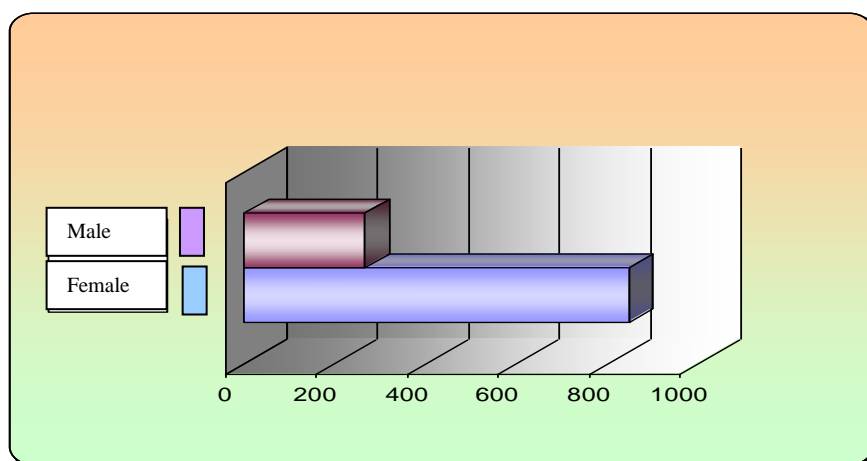


Table (4)
Total cases received by the National Society for Human Rights as per nationality

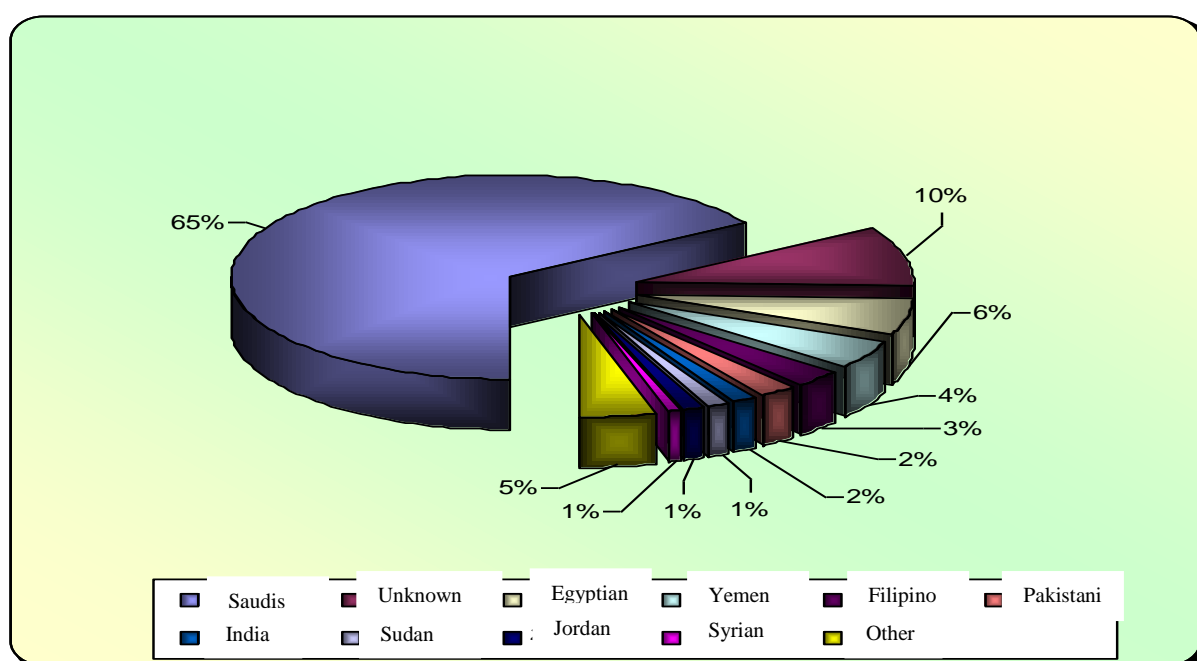
Nationality	Number	Percentage
Saudi	735	65.98%
Egyptian	65	5.83%
Yemeni	49	4.40%
Filipino	33	2.96%
Pakistani	23	2.06%
Indian	17	1.53%
Sudanese	16	1.44%
Jordanian	10	0.90%
Syrian	9	0.81%
British	5	0.45%
Palestinian	5	0.45%
Bangladeshi	4	0.36%
Somali	4	0.36%
Iraqi	4	0.36%
Lebanese	4	0.36%
Morocco	3	0.27%
Ethiopian	2	0.18%
Indonesian	2	0.18%
Bahraini	2	0.18%
Burma	2	0.18%
Turkish	2	0.18%

Tunisian	2	0.18%
Afghanistan	1	0.09%
American	1	0.09%
Emirates	1	0.09%
Without	1	0.09%

Bosnian	1	0.09%
Turkistan	1	0.09%
Algeria	1	0.09%
Canada	1	0.09%
Korea	1	0.09%
Nigeria	1	0.09%
Unknown	106	0.52%
Total	1114	100.00%

Figure No. (4)

Total of cases received by the National Society for Human Rights as per applicant nationality



Total of cases received by the National Society as per subsidiary classification

Table (5)
Administration cases

	Riyadh	Makkah Al Mukaramah	Total
Objection to decision	24	15	39
Administrative and financial entitlements	17	7	24
Arbitrary termination	5	11	16
Trespassing to property	10	4	14
Bad customer service	4	8	12
Job status amendment	8	3	11
Lengthy Procedures duration	7	3	10
Review application	5	3	8
Attack and assault	6	2	8
Transfer application	0	6	6
Non regulatory pursuit	6	0	6
Judicial execution application	1	4	5
Compensation application	1	4	5
Exemption application	4	0	4
Unemployment	2	2	4
Medical mistakes	1	2	3
Job return application	3	0	3
Psychological violence to employee	3	0	3
Termination for accusation	3	0	3
Arbitrary transferring	2	1	3
Compulsory deportation	1	1	2
Environment pollution	2	0	2
Deportation application	0	1	1

Prevention from Travel due to administrative decision	1	0	1
Total	116	77	193

Table (6)
Prisoners' cases

	Riyadh	Makkah Al Mukaramah	Total
Release application	116	37	153
Claim from non judgment	35	7	42
Pardon application for remaining duration	14	5	19
Psychical violence to prisoner	16	0	16
Judgment completion of and not released	14	0	14
Bad treatment, assault and violation of regulation inside prison	10	1	11
Objection to prisoner deportation	3	2	5
Health care application	4	0	4
Deportation application	2	1	3
Transfer application to other prison	2	0	2
Visiting prevent	2	0	2
Health situation inside prison	0	0	0
Total	218	53	271

Table (7)**Laborer Cases**

	Riyadh	Makkah Al Mukaramah	Total
Laborer application for his financial rights	201	15	216
Psychological violence to the laborer	16	3	19
Arbitrary termination	11	7	18
Objection to decision	8	0	8
prevent Laborer to travel to his country	8	0	8
Sponsorship transfer application	2	3	5
application to return to Work	3	2	3
Compulsion to pay Iqama renewal amount	3	0	2
Decrease of job grade	2	0	2
Termination for accusation	2	0	2
Health insurance application	2	0	2
Compulsory deportation	1	0	1
Delay of Appointment decision	0	0	0
Deprive from promotion	0	0	0
Forced to work	0	0	0
Compulsion for early retirement	0	0	0
Total	259	30	289

Table (8)

Family violence

	Riyadh	Makkah Al Mukaramah	Total
Pyschical & psychological violence	14	17	31
Forbidden from marriage	2	2	4
Violence resulting from addiction	1	2	3
Molestation	0	3	3
Accusation & Slander	1	1	2
Residence application	0	1	1
Forbidden from education	0	0	0
Forbidden from work	0	0	0
Forbidden from salary	0	0	0
Prevention from see mother	0	0	0
Total	18	26	44

Table (9)

Personal affairs

	Riyadh	Makkah Al Mukaramah	Total
Alimony	4	5	9
Prevention from seeing children	0	9	9
Nursing	5	1	6
Divorce	2	2	4
Prevention from inheritance	0	4	4
Suspension & desertion	1	2	3
Removal of guardianship	0	2	2
Non acknowledgement of marriage and divorce demand	0	0	0
Total	12	25	37

Table (10)

Civil affairs

	Riyadh	Makkah Al Mukaramah	Total
Nationality application	19	9	28
Nationality recover application	23	0	23
Probative documents	3	12	15
Total	45	21	66

Table (11)
Judicial cases

	Riyadh	Makkah Al Mukaramah	Total
Objection to judgment	16	16	32
Compensation application	6	1	7
Review application	4	2	6
Procedures duration length	1	5	6
Bad treatment from judge	3	2	5
Travel prevention due to judgment	0	0	0
Total	30	26	56

Table (12)
Other cases

	Riyadh	Makkah Al Mukaramah	Total
Disputes between individuals or companies	41	44	85
Financial assistance application	32	13	45
Provision of Legal and Sharia consultants	15	5	20
Request to adopt some suggestions	1	7	8
Total	89	69	158

Total cases received by the Society as per Offending Body

Table (13)
Total administrative cases as per addressed body

Addressed body	Number	Percentage
Municipalities	37	19.17%
Ministry of Education	19	9.84%
Security bodies	12	6.22%
Ministry of Interior	9	4.66%
Ministry of Health	9	4.66%
Governorates	8	4.15%
Passport offices	8	4.15%
Ministry of Justice	8	4.15%
Ministry of High Education	7	3.63%
Ministry of Civil Service	7	3.63%
Police	6	3.11%
Ministry of Labor	5	2.59%
Public Security	4	2.07%
Civil Rights	4	2.07%
Saudi Airlines	4	2.07%

Ministry of Water & Electricity	4	2.07%
Saudi Arabian Monetary Agency	3	1.55%
The Commission for the promotion of Virtues and Prevention of Vices	3	1.55%
Ministry of Labor & Social Affairs	3	1.55%
Ministry of Transportation	3	1.55%
National Guard	2	1.04%
Social Insurance Corporation	2	1.04%
Government Hospitals	2	1.04%
Investigation & Public Allegation Authority	2	1.04%
Ministry of Endowment & Islamic Affairs	2	1.04%
Ministry of Municipalities & Rural Affairs	2	1.04%
Ministry of Health	2	1.04%
General Dept. of Jihads	1	0.52%
Civil Defense	1	0.52%
General Corporation of Social Insurance	1	0.52%
Administrative Investigation	1	0.52%
Foreigners Dept.	1	0.52%
Real Estate Development Bank	1	0.52%
Council of Ministers Divan	1	0.52%
Aramco Co.	1	0.52%
King Khalid Airbase	1	0.52%

Drugs Control Unit	1	0.52%
Ministry of Information	1	0.52%
Ministry of Post, Telegram, Telephone	1	0.52%
Ministry of Commerce	1	0.52%
Ministry of Foreign Affairs	1	0.52%
Ministry of Justice	1	0.52%
Ministry of Transportation	1	0.52%
Total	193	100.00%

Table (14)

Total of Prisoner Cases as per Addressed Body

Addressed body	Number	Percentage
Prisons General Directorate	170	62.73%
Public Investigation Prisons	66	24.35%
Police	11	4.06%
Ministry of Interior	8	2.95%
Drugs Control Dept.	5	1.11%
Passport offices	3	0.74%
Governorates (Imarah)	2	0.74%
Investigation & Public Allegation Authority	2	0.74%
Surveillance & Investigation Authority	2	0.74%
Egyptian Embassy in Saudi Arabia	1	0.37%
Egyptian Organization for Human Rights	1	0.37%
Total	271	100.00%

Table (15)

Total of Laborer Cases as per Offending Body

Offending Body	Number	Percentage
National Companies	133	46.02%
Sponsors	59	20.42%
Saudi Newspapers	35	12.11%
Training Institute	33	11.42%
Saudi Banks	14	4.84%
National Hospitals	4	1.38%
National Clinics	2	0.69%
Recruitment Offices	2	0.69%
Religious Endowment Offices	2	0.69%
Laborers	1	0.35%
Preliminary Committee for laborers disputes settlement	1	0.35%
Hotels	1	0.35%
National Schools	1	0.35%
Lawyer offices	1	0.35%
Total	289	100.00%

Table (16)
Total of Family Violence Cases as per Offending body

Offending body	Number	Percentage
Husbands	14	31.82%
Fathers	11	25.00%
Divorced	7	15.91%
Brothers	5	11.36%
Uncles	2	4.55%
Sons	1	2.27%
Wives	1	2.27%
Personnel	1	2.27%
Wife's family	1	2.27%
Stepmothers	1	2.27%
Total	44	100.00%

Table (17)

Total of Personal Affairs Cases as per offending Body

offending Body	Number	Percentage
Husbands	16	43.24%
Divorced	10	27.03%
Brothers	5	13.51%
Fathers	4	10.81%
Uncles	1	2.70%
Wives	1	2.70%
Total	37	100.00%

Table (18)

Total of Civil Affairs Cases As Per Offending Body

Offending Body	Number	Percentage
Civil affairs	52	78.79%
Fathers	4	6.06%
Passport Offices	3	4.55%
Governorates (Imarah)	2	3.03%
Husbands	2	3.03%
Divorce	1	1.52%
Administrative Investigations	1	1.52%
Ministry of Interior	1	1.52%
Total	66	100.00%

Table (19)

Total of Judicial Cases as Per Offending Body

Offending Body	Number	Percentage
Judicial	50	89.29%
Judges	6	10.71%
Total	56	100.00%

Table (20)

Total of Other Cases as per Offending Body

Offending Body	Number	Percentage
Individuals	164	35.27%
National companies	61	13.12%
Saudi banks	27	5.81%
Capital Market Authority	6	1.29%
Neighbors	4	0.86%
National hospitals	4	0.86%
National schools	3	0.65%
Ministry of Education	2	0.43%
Cousins	1	0.22%
Sons	1	0.22%
Husbands	1	0.22%
Charitable Associations	1	0.22%
Stepmothers	1	0.22%
Insurance companies	1	0.22%
Satellite channels	1	0.22%
Recruitment offices	1	0.22%
Follow up offices	1	0.22%

Real estate offices	1	0.22%
Unknown	8	1.72%
Not available	176	37.85%
Total	465	100.00%

Chapter Two

**The Cases Submitted to the National Society for
Human Rights- Head Office - Riyadh
1425H (2004)**

Table (21)
Total Cases as per Gender and Nationality – Head Office - Riyadh

Type of Cases Classification	Gender		Nationality	
	Male	Female	Saudi	Non Saudi
Administrative	104	12	106	10
Prisoners	197	21	171	47
Laborers	253	6	71	188
Family violence	4	14	18	0
Personal affairs	0	12	9	3
Civil affairs	37	8	5	40
Juridical	26	4	27	3
Others	12	77	77	12
Total	633	154	484	300
Grand total	787		787	

Figure No. (5)
Total of Cases as per Gender, Head Office - Riyadh

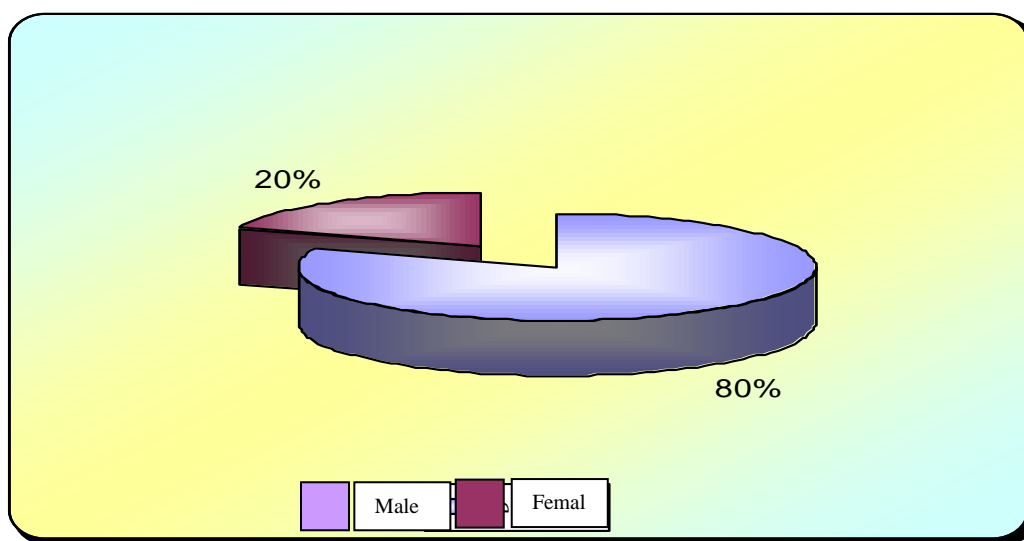


Figure No. (6)
Total Cases as per nationality , Head Office - Riyadh

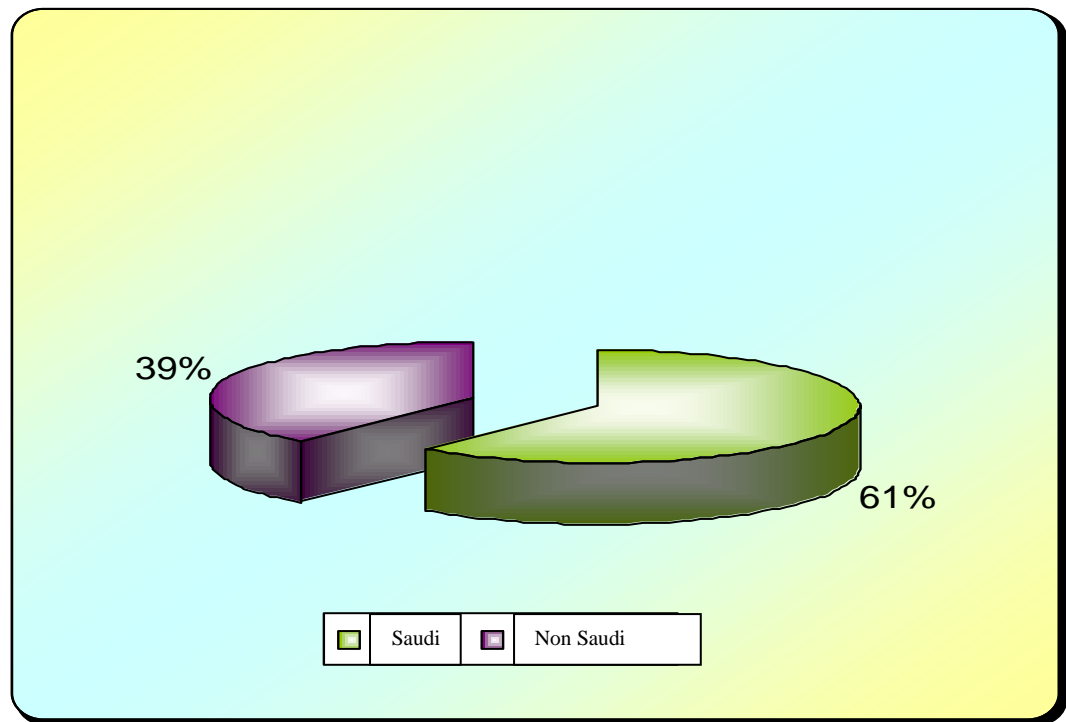


Table (22)
Total Cases as per Kingdom Administration Areas, Head Office - Riyadh

Area	Admn.	Prisoners	Laborers	Family Violence	Personal Affairs	Civil Affairs	Juridical	Other	Total	Percent.
Riyadh	31	98	133	12	9	16	8	24	331	42.06%
Eastern	13	28	16	1	0	3	1	32	94	11.94%
Qaseem	2	11	4	0	0	0	2	1	20	2.54%
Al Baha	3	1	1	0	0	0	2	2	9	1.14%
Jazzan	1	5	1	1	0	9	1	2	20	2.54%
Najran	1	2	2	0	0	1	1	2	9	1.14%
Assir	21	17	6	0	3	1	2	3	53	6.73%
Makka	31	20	90	2	0	6	3	17	169	21.47%
Madinah	4	8	5	1	0	1	3	0	22	2.80%
Hail	2	2	0	0	0	1	1	2	8	1.02%
Tabouk	1	2	1	0	0	2	3	1	10	1.27%
Northern Boarder	3	9	0	1	0	1	1	0	15	1.91%
Al Jouf	2	11	0	0	0	3	2	1	19	2.41%
Outside Kingdom	1	4	0	0	0	1	0	2	8	1.02%
Total	116	218	259	18	2	45	30	89	787	100.00%
Percent.	15%	28%	33%	2%	2%	6%	4%	11%	100.00%	

Figure No. 7
Total of cases as per basic classification, Head office – Riyadh.

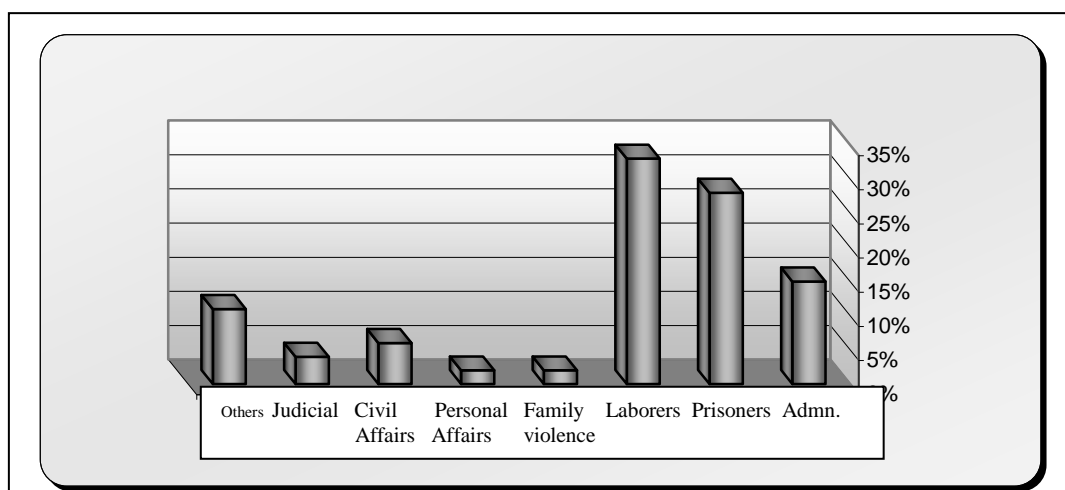


Figure No. (8)
Total of Cases as per Kingdom Administration Areas , Head Office - Riyadh

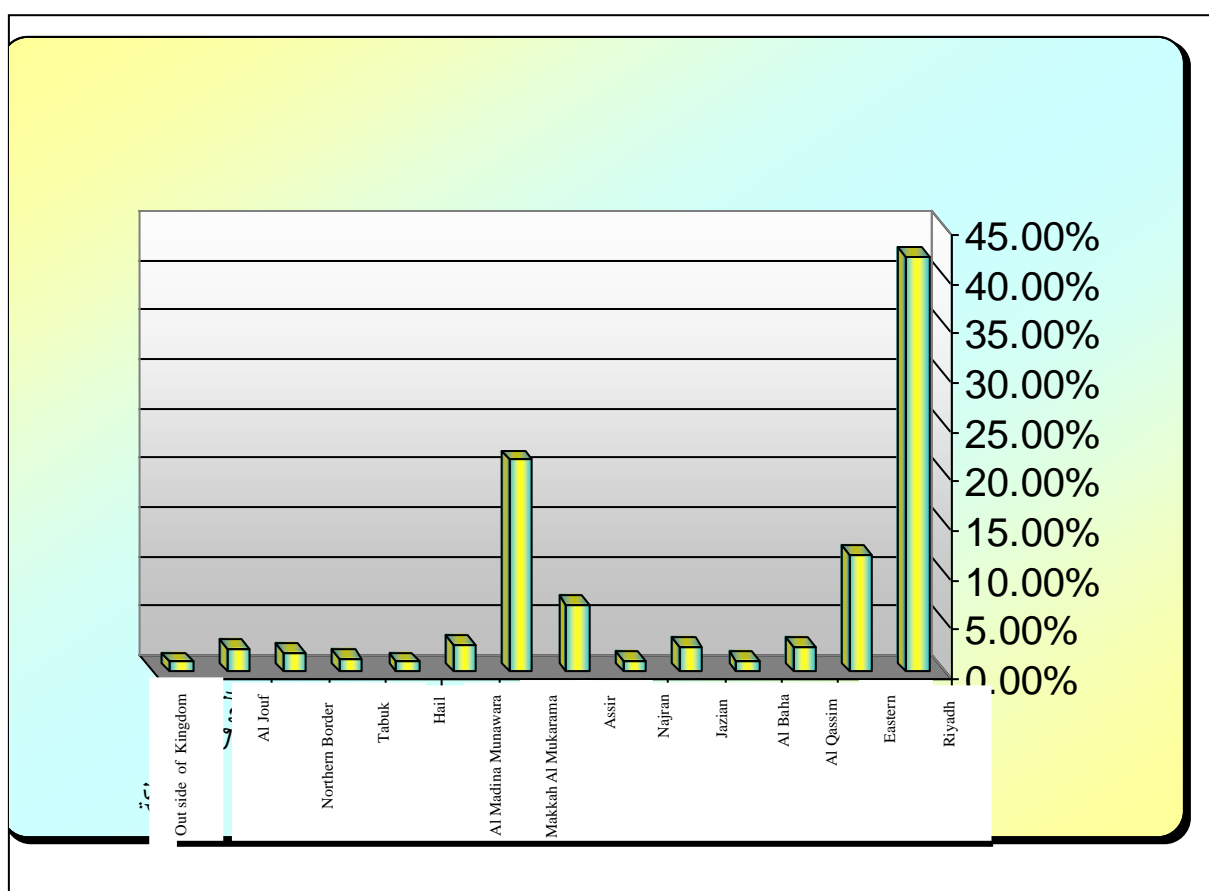


Table (23)
Administrative Cases as per Gender , Head Office - Riyadh

Gender	Number	Percentage
Male	104	89.66%
Female	12	10.34%

Total	116	100.00%
-------	-----	---------

Table (24)
Administrative Cases as per Nationality, Head Office - Riyadh

Nationality	Number	Percentage
Saudis	106	91.38%
Egyptians	2	1.72%
Sudanese	1	0.86%
Syrians	1	0.86%
Koreans	1	0.86%
Unknown	5	7.31%
Total	116	100.00%

Table (25)
Administrative Cases as per City, Head Office – Riyadh

City	Number	Percentage
Al Riyadh	29	25.00%
Makkah Al Mukaramah	13	11.21%
Jeddah	12	10.34%
Al Dammam	9	7.76%
Al Taif	6	5.17%
Khamis Mushait	6	5.17%
Assir	5	4.31%
Al Madinah Al Munuwarah	4	3.45%
Al Baha	3	2.59%
Al Jouf	2	1.72%
Bal Garan	2	1.72%
Beesha	2	1.72%
Hail	2	1.72%
Sarat Obaida	2	1.72%
Arrar	2	1.72%
Al Badaee	1	0.86%
Northern Boarder	1	0.86%
Eastern Province	1	0.86%
Al Dhahran	1	0.86%
Al Garhaa	1	0.86%
Al Qassim	1	0.86%
Al Qateef	1	0.86%
Baghdad	1	0.86%
Tabouk	1	0.86%
Jazzan	1	0.86%
Hafr Al Batin	1	0.86%
Houtat Sedair	1	0.86%
Sager	1	0.86%
Al Safawi	1	0.86%
Dhahran Al Janoub	1	0.86%
Afif	1	0.86%
Najran	1	0.86%
Total	116	100.00%

Table (26)
Administrative Cases as per Case Classification, Head Office – Riyadh

Case Evaluation	Number	Percentage
Objection to decision	24	20.69%
Administrative Financial Entitlements	17	14.66%
Aggression to properties	10	8.62%
Job status amendment	8	6.90%
Procedures duration length	7	6.03%
Attack and assault by some administrative	6	5.17%
Non regulatory pursuit	6	5.17%
Revision application	5	4.31%
Arbitrary termination	5	4.31%
Exemption application	4	3.45%
Bad customer service	4	3.45%
Application to return to Job	3	2.59%
Psychological violence on the employee	3	2.59%
Termination for accusation	3	2.59%
Unemployment	2	1.72%
Environment pollution	2	1.72%
Arbitrary transfer	2	1.72%
Medical mistakes	1	0.68%
Compulsory deportation	1	0.68%
Compensation application	1	0.68%

Judgment execution demand	1	0.68%
Prevention to Travel due to administrative decision	1	0.68%
Total	116	100.00 %

Table (27)
Administrative Cases as per addressed body, Head Office - Riyadh

Address body	Number	Percentage
Municipalities	25	21.55%
Security systems	12	10.34%
Ministry of Interior	9	7.76%
Ministry of Health	9	7.76%
Ministry of Justice	8	6.90%
Ministry of Labor	5	4.31%
Governors (Imarah)	5	4.31%
Ministry of Education	4	3.45%
Public Security	4	3.45%
Civil Service Divan	4	3.45%
The Commission for the promotion of Virtues and the Prevention of Vices	3	2.59%
Passports	2	1.72%
Investigation & Public Allegation Authority	2	1.72%
Social Insurance Corporation	2	1.72%
Ministry of High Education	2	1.72%
Ministry of Municipality & Rural Affairs	2	1.72%
Saudi Airways	2	1.72%
General Dept. of Mujahideen	1	0.68%
Civil Defense	1	0.68%
General Corporation of Social Insurance	1	0.86%
Civil Rights Dept.	1	0.86%
Foreigners Dept.	1	0.86%
Ministry of External	1	0.86%
Council of Ministers Divan	1	0.86%
King Khalid Airbase	1	0.86%
Saudi Arabian Monetary Agency	1	0.86%
Ministry of Social Affairs	1	0.86%
Drugs Control Unit	1	0.86%
Ministry of Religious Endowment and Islamic	1	0.86%
Ministry of P.T.T.	1	0.86%
Ministry of Transportation	1	0.86%

Ministry of Water & Electricity	1	0.86%
Ministry of Transportation	1	0.68%
Total	116	100.00%

Table (28)
Prisoners Cases as per Gender, Head Office – Riyadh

Gender	Number	Percentage
Male	197	90.37%
Female	21	9.63%
Total	218	100.00%

Table (29)
Prisoners Cases as per Nationality, Head Office – Riyadh

Nationality	Number	Percentage
Saudi	171	78.44%
Egyptian	10	4.59%
Pakistani	7	3.21%
Indian	5	2.29%
Syrian	2	0.92%
Bahraini	2	0.92%
Yemeni	2	0.92%
Palestinian	2	0.92%
Emirates	1	0.46%
British	1	0.46%
Bosnian	1	0.46%
Sudanese	1	0.46%
Filipinos	1	0.46%
Canadian	1	0.46%
Nigerian	1	0.46%
Unknown	10	4.59%
Total	218	100.00%

Table (30)
Prisoners Cases as per city, Head Office - Riyadh

City	Number	Percentage
Al Riyadh	91	41.74%
Eastern Province	17	7.80%
Jeddah	14	6.42%
Al Qassim	11	5.05%
Al Madinah Al Munuwarah	7	3.21%
Abha	7	3.21%
Al Jouf	6	2.75%
Al Kharj	6	2.75%
Al Hasa	5	2.29%
Rafha	5	2.29%
Sakkaka	5	2.29%
Makkah Al Mukkaramah	5	2.29%
Jazzan	4	1.83%
Khamis Mushait	4	1.83%
Arrar	4	1.83%
Al Qatif	3	1.38%
Beesha	3	1.38%
Hail	2	0.92%
Egypt	2	0.92%
Najran	2	0.92%
Hafr Al Batin	2	0.92%
Tabouk	2	0.92%
Jordan	1	0.46%
Al Baha	1	0.46%
Al Badaee	1	0.46%
Al Taif	1	0.46%
Al Nairiah	1	0.46%
Israel	1	0.46%
Tathleeth	1	0.46%
Sarat Obaida	1	0.46%
Sharourah	1	0.46%

Afif	1	0.46%
Yanbu	1	0.46%
Total	218	100.00%

Table (31)
Prisoners Cases as per Case Classification, Head Office – Riyadh

Case classification	Number	Percentage
Release application	116	53.21%
Complaint of non trial	35	16.06%
Physical violence to prisoner	16	7.34%
Judgment expiry and non released	14	6.42%
Application for exemption form the remaining judgment period	14	6.42%
Bad treatment , assault and breaking regulations inside prison	10	4.59%
Health care application	4	1.83%
Objection to prisoner deportation	3	1.38%
Deportation application	2	0.92%
application to transfer to another prison	2	0.92%
Prevention of visit	2	0.92%
Total	218	100.00%

Table (32)
Prisoners Cases as per addressed body, Head Office – Riyadh

Addressed body	Number	Percentage
General Directorate of Prisons	125	57.34%
Public Investigations Prisons	63	28.90%
Ministry of Interior	8	3.67%
Police	10	4.59%
Drugs Control Dept.	4	1.83%
Investigation & Public Allegation Authority	2	0.92%
Surveillance & Investigation Authority	2	0.92%
Governorates (Imarat)	2	0.92%
Egyptian embassy in Saudi Arabia	1	0.46%
Egyptian Organization for Human Rights	1	0.46%
Total	218	100.00%

Table (33)
Laborer cases as per Gender, Head Office – Riyadh

Gender	Number	Percentage
Male	253	96.23%
Female	6	3.77%
Total	259	100.00%

Table (34)
Laborer Cases as per nationality, Head Office – Riyadh

Nationality	Number	Percentage
Saudis	71	59.17%
Filipinos	32	26.67%
Egyptian	32	26.67%
Indian	11	9.17%
Pakistani	8	6.67%
Sudanese	7	5.83%
Yemeni	6	5.00%
Jordanian	4	3.33%
Syrian	2	1.67%
Indonesian	2	1.67%
American	1	0.83%
Turkish	1	0.83%
Iraqi	1	0.83%
Morocco	1	0.83%
Unknown	80	66.67%
Total	259	215.83%

Table (35)
Laborer Cases as per city, Head Office - Riyadh

City	Number	Percentage
Riyadh	132	50.97%
Jeddah	46	17.76%
Makkah Al Mukaramah	42	16.22%
Dammam	6	2.32%
Al Madinah Al Munawarah	5	1.93%
Al Ahsa	3	1.16%
Khamis Mushait	3	1.16%
Al Khobar	2	0.77%
Najran	2	0.77%
Buraidah	2	0.77%
Al Khafji	2	0.77 %
Al Jubail	1	0.39%
Al Khaldiya	1	0.39%
Al Kharj	1	0.39%
Al Rass	1	0.39%
Dhahran	1	0.39%
Al Qassim	1	0.39%
Al Qateef	1	0.39%
Balgarshi	1	0.39%
Beesha	1	0.39%
Tabouk	1	0.39%
Tathleeth	1	0.39%
Jazzan	1	0.39%

Debba	1	0.39%
Assir	1	0.39%
Total	259	100.00%

Table (36)
Laborer Cases as per Case Classification, Head Office - Riyadh

Case classification	Number	Percentage
Labor application for his financial rights	201	77.61%
Psychological violence to labor	16	6.18%
Arbitrary termination	11	4.25%
Objection to decision	8	3.09%
Preventing the labor to travel to his country	8	3.09%
Compulsion to pay iqama renewal amount	3	1.16%
application to return to work	3	1.16%
Sponsorship transfer application	2	0.77%
Termination for accusation	2	0.77%
Health insurance request	2	0.77%
Decrease of job grade	2	0.77%
Arbitrary deportation	1	0.77%
Total	259	100.00%

Table (37)
Laborer cases as per Offending body, Head Office – Riyadh

Offending body	Number	Percentage
National companies	117	45.17%
Sponsors	40	15.44%
Saudi newspapers	35	13.51%
Training Institutions	33	12.74%
National Establishments	11	4.25%
Saudi Banks	9	3.47%
National Hospitals	4	1.54%
National Clinics	2	0.77%
Recruitment Offices	2	0.77%
Endowment Offices	2	0.77%
Laborers	1	0.39%
Preliminary Committee for Labor disputes settlement	1	0.39%
Hotels	1	0.39%
Law Firm offices	1	0.39%
Total	259	100.00%

Table (38)
Family violence cases as per Gender, Head Office - Riyadh

Gender	Number	Percentage
Female	14	77.78%
Male	4	22.22%
Total	18	100.00%

Table (39)
Family Violence Cases as per nationality, Head Office - Riyadh

Nationality	Number	Percentage
Saudis	18	100.00%
Total	18	100.00%

Table (40)
Family Violence cases s per city, Head Office - Riyadh

City	Number	Percentage
Riyadh	12	66.67%
Jeddah	2	11.11%
Damman	1	5.56%
Al Madinah Al Munuarah	1	5.56%
Jazzan	1	5.56%
Rafha	1	5.56%
Total	18	100.00%

Table (41)
Family violence cases as case classification, Head Office - Riyadh

Case classification	Number	Percentage
Psychological and Physical violence	14	77.78%
Prevention from marriage	2	11.11%
Accusation & Slander	1	5.56%
Violence resulting from addiction	1	5.56%
Total	18	100.00%

Table (42)
Family violence cases as per Offending body, Head Office - Riyadh

Offending body	Number	Percentage
Husbands	8	44.44%
Fathers	4	22.22%
Brothers	2	11.11%
Sons	1	5.56%
Wives	1	5.56%
Divorced	1	5.56%
Bride relative	1	5.56%
Total	18	100.00%

Table (43)

Personal Affairs cases as per Gender, Head Office - Riyadh

Gender	Number	Percentage
Female	12	100.00%
Total	12	100.00%

Table (44)

Personal Affairs cases as per nationality, Head Office - Riyadh

Nationality	Number	Percentage
Saudis	9	75.00%
British	1	8.33%
Pakistani	1	8.33%
Syrian	1	8.33%
Total	12	100.00%

Table (45)

Personnel affairs cases as per city, Head Office - Riyadh

City	Number	Percentage
Al Riyadh	9	75.00%
Makkah Al Mukaramah	2	16.67%
Al Taif	1	8.33%
Total	12	100.00%

Table (46)

Personnel affairs cases as per case classification, Head Office - Riyadh

Classification	Number	Percentage
Nursing	5	41.67%
Alimony	4	33.33%
Divorce application	2	16.67%
Suspension & desertion	1	8.33%
Total	12	100.00%

Table (47)

Personnel cases as per offending party body, Head Office – Riyadh

Offending party	Number	Percentage
Husbands	8	66.67%
Divorces	4	33.33%
Total	12	100.00%

Table (48)

Civil affairs cases as per Gender, Head Office - Riyadh

Gender	Number	Percentage
Male	37	82.22%
Female	8	17.78%
Total	45	100.00%

Table (49)
Civil affairs cases as per nationality, Head Office - Riyadh

Nationality	Number	Percentage
Yemeni	32	71.11%
Saudis	5	11.11%
Jordanian	3	6.67%
Burma	1	2.22%
Tunisian	1	2.22%
Iraqis	1	2.22%
Unknown	2	4.44%
Total	45	100.00%

Table (50)
Civil affairs cases as per city, Head Office - Riyadh

City	Number	Percentage
Al Riyadh	16	35.56%
Jazzan	8	17.78%
Jeddah	3	6.67%
Makkah Al Mukaramah	2	4.44%
Tabouk	2	4.44%
Jordan	1	2.22%
Al Jouf	1	2.22%
Dammam	1	2.22%
Eastern province	1	2.22%
Al Taif	1	2.22%
Al Gurayat	1	2.22%
Al Madinah Al Munuwarah	1	2.22%
Hail	1	2.22%
Hafr Al Batin	1	2.22%
Khamis Mushait	1	2.22%
Sakkaka	1	2.22%
Samta	1	2.22%
Traif	1	2.22%
Najran	1	2.22%
Total	45	100.00%

Table 51

Civil affairs cases as per Offending body, Head Office - Riyadh

Offending Body	Number	Percentage
Civil affairs	39	86.67%
Governors (Imarah)	2	4.44%
Husbands	1	2.22%
Fathers	1	2.22%
Administrative Investigation	1	2.22%
Ministry of Interior	1	2.22%
Total	45	100.00%

Table (52)

Civil Affairs cases as per case classification, head office - Riyadh

Case classification	Number	Percentage
Nationality recovery application	23	51.11%
Nationality application	19	42.22%
Identification documents	3	6.67%
Total	45	100.00%

Table (53)

Juridical cases as per Gender, Head office – Riyadh

Gender	Number	Percentage
Male	26	86.67%
Female	4	13.33%
Total	30	100.00%

Table (54)
Juridical cases as per nationality, Head Office – Riyadh

Nationality	Number	Percentage
Saudis	27	90.00%
Sudanese	1	3.33%
Palestinians	1	3.33%
Egyptians	1	3.33%
Total	30	100.00%

Table (55)
Juridical cases as per city, Head Office- Riyadh

City	Number	Percentage
Al Riyadh	6	20.00%
Jeddah	2	6.67%
Assir	2	6.67%
Dabaa Province	2	6.67%
Al Hasa	1	3.33%
Al Baha	1	3.33%
Al Taif	1	3.33%
Al Girayat	1	3.33%
Al Qassim	1	3.33%
Al Gowaeya	1	3.33%
Al Madinah Al Munawarah	1	3.33%
Buraidah	1	3.33%
Tabouk	1	3.33%
Jazzan	1	3.33%
Hail	1	3.33%
Arrar	1	3.33%
Affif	1	3.33%
Al Makhwah Province	1	3.33%

Domat Al Jandal Province	1	3.33%
Makkah Al Mukaramah	1	3.33%
Najran	1	3.33%
Yanbu	1	3.33%
Total	30	100.00%

Table (56)
Juridical cases as per classification, Head Office – Riyadh

Classification	Number	Percentage
Objection to judgment	16	53.33%
Compensation demand	6	20.00%
Revision application	4	13.33%
Bad treatment from the judge	3	10.00%
Lengthy procedures duration	1	3.33%
Total	30	100.00%

Table (57)
Juridical case as per Offending body, Head Office- Riyadh

Offending body	Number	Percentage
Judgment	26	86.67%
Judges	4	13.33%
Total	30	100.00%

Table (58)
Other cases as per Gender, Head office – Riyadh

Gender	Number	Percentage
Male	77	86.52%
Female	12	13.48%
Total	89	100.00%

Table (59)
Other cases as per nationality, Head Office – Riyadh

Nationality	Number	Percentage
Saudis	77	86.52%
Sudanese	2	2.25%
Pakistani	1	1.12%
Syrian	1	1.12%
Lebanese	1	1.12%
Egyptians	1	1.12%
Yemenis	1	1.12%
Unknown	5	5.62%
Total	89	100.00%

Table (60)
Other cases as per city, Head office- Riyadh

City	Number	Percentage
Dammam	29	32.58%
Al Riyadh	22	24.72%
Jeddah	10	11.24%
Makkah Al Mukaramah	5	5.62%
Najran	2	2.25%
Al Baha	2	2.25%
Jazzan	2	2.25%
Al Jouf	1	1.12%
Al Ahsa	1	1.12%
Al Khafji	1	1.12%
Al Taif	1	1.12%
Al Qateef	1	1.12%
Al Gonfoza	1	1.12%
Al Gaysouma	1	1.12%

Morocco	1	1.12%
Buraida	1	1.12%
Tabouk	1	1.12%
Hail	1	1.12%
Harma- Sedair	1	1.12%
Khamis Mushait	1	1.12%
Sarat Obaida	1	1.12%
Shaqra	1	1.12%
Assir	1	1.12%
Lebanon	1	1.12%
Total	89	100.00%

Table (61)

Other cases as per classification, Head Office - Riyadh

Classification	Number	Percentage
Disputes between individuals and companies	41	46.07%
Financial assistance application	32	35.96%
Submission of lawful consultants	15	16.85%
Demand to adopt some suggestions	1	1.12%
Total	89	100.00%

Table (62)

Other cases as per Offending body, Head office – Riyadh

Offending body	Number	Percentage
Companies	33	37.08%
Personal	25	28.09%
Not available	31	34.83%
Total	89	100.00%

Chapter (3)
Cases received by the National Society for Human
Rights – Makkah Al Mokaramah
1425G (2004)

Table (63)
Total cases received as per Gender and nationality, Makkah Al
Mukaramah Region Branch

Cases type	Gender		Nationality	
	Male	Female	Saudis	Non Saudis
Administrative	63	14	70	7
Prisoners	43	10	38	15
Laborers	26	4	9	21
Family violence	2	24	24	2
Personal affairs	2	23	20	5
Civil affairs	13	8	7	14
Juridical	20	8	21	5
Others	45	24	62	7
Total	214	113	251	76
Grand total	327		327	

Figure No. (9)
Total of cases as per Gender, Makkah Al Mukaramah Region Branch

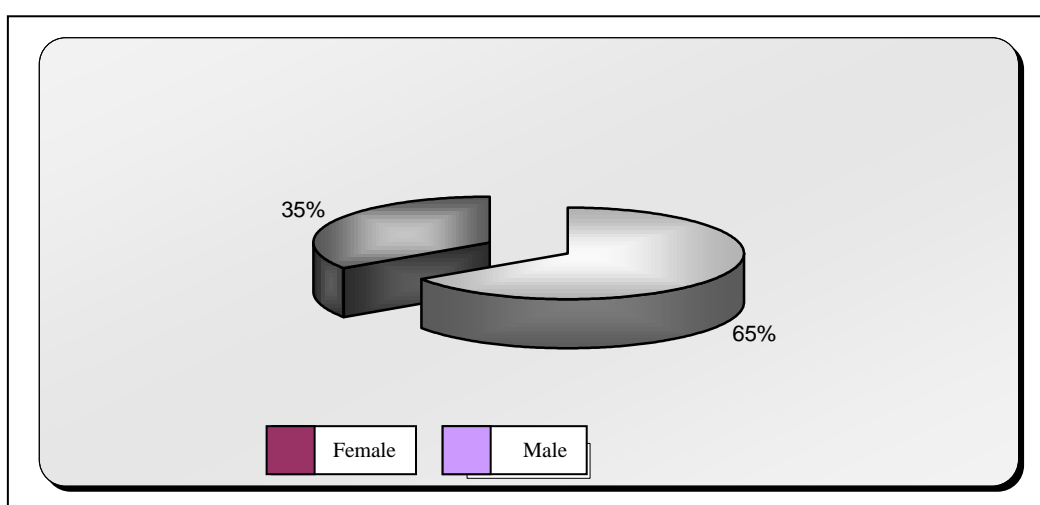


Figure No. (10)
Total of cases as per nationality, Makkah Al Mukaramah Region Branch

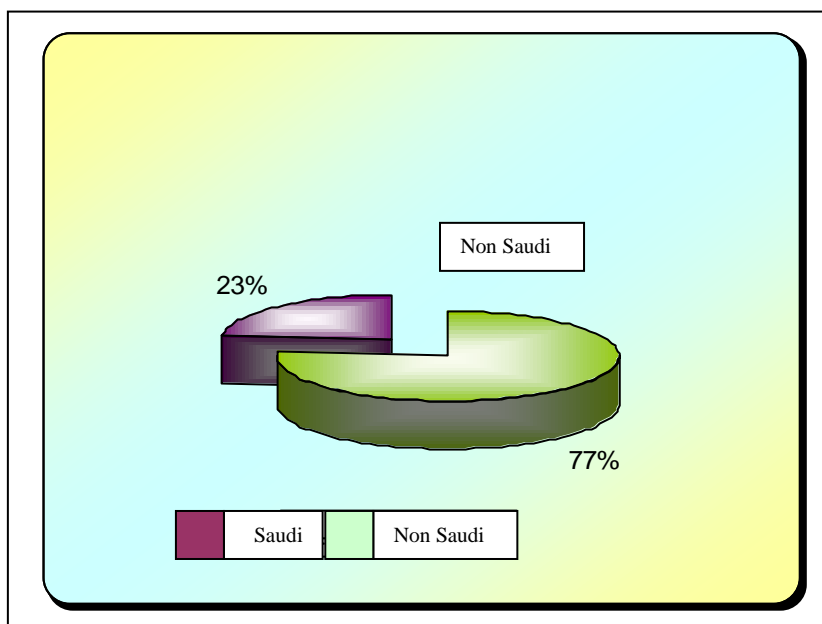


Table (64)
Total cases as per Kingdom Administrative Areas, Makkah Al Mukaramah Region Branch

Area	Admin	Prisoners	Laborers	Family Violence	Personnel Affairs	Civil Affairs	Juridical	Others	Total	percent age
Makkah	62	45	27	26	23	19	22	63	287	88%
Riyadh	2	0	2	0	1	0	0	0	5	2%
Al Qassim	0	0	0	0	0	0	0	0	0	0%
Assir	3	1	0	0	0	0	0	1	5	2%
Al Baha	0	0	1	0	0	1	2	1	5	2%
Najran	0	0	0	0	0	0	0	0	0	0%
Eastern	2		0	0	0	0	0	2	6	2%
Jazzan	1	2	0	0	0	1	0	0	2	1%
Al Madinah	3	0	0	0	1	0	2	2	12	4%
Hail	0	4	0	0	0	0	0	0	0	0%
Tabouk	3	0	0	0	0	0	0	0	4	1%
Northern	0	1	0	0	0	0	0	0	0	0%

Boarder										
Al Jouf	1	0	0	0	0	0	0	0	1	0%
Outside Kingdom	0	0	0	0	0	0	0	0	0	0%
Total	77	53	30	26	25	21	26	69	327	100%
Percentage	24%	16%	9%	8%	8%	6%	8%	21%	100%	100%

Figure No. (11)
Total of cases as per basic classifications, Makkah Al Mukaramah Region Branch

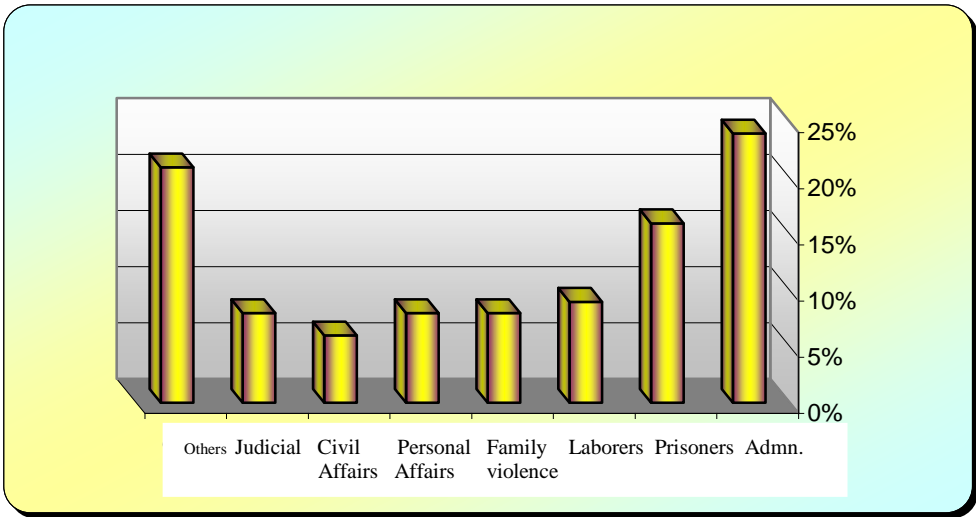


Figure No. (12)
Total of cases as per Kingdom administrative Areas, Makkah Al Mukaramah Region Branch

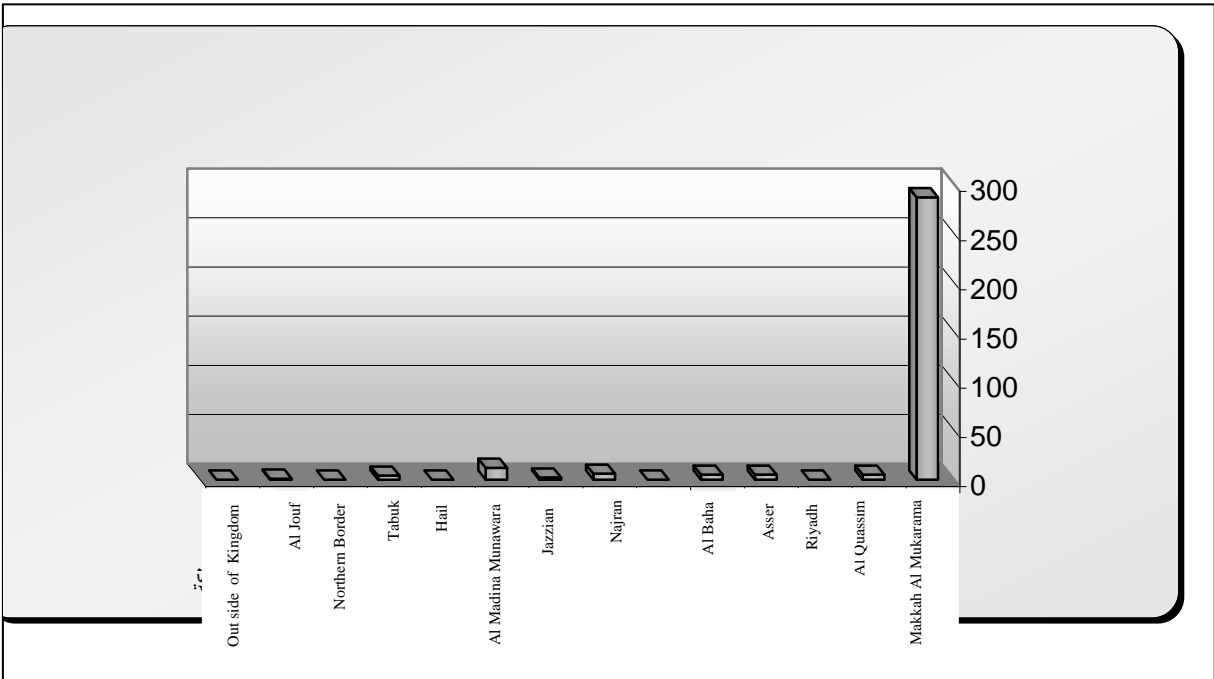


Table (65)
Administrative Cases as per Gender , Makkah Al Mukaramah Region Branch

Gender	Number	Percentage
Male	63	81.82%
Female	14	18.18%
Total	77	100.00%

Table (66)
Administrative Cases as per nationality, Makkah Al Mukaramah Region Branch

Nationality	Number	Percentage
Saudis	70	90.91%
Egyptian	4	5.19%
Jordanian	1	1.30%
Afghanistan	1	1.30%
Iraqi	1	1.30%
Total	77	100.00%

Table (67)
Administrative Cases as per city, Makkah Al Mukaramah Region Branch

City	Number	Percentage
Jeddah	49	63.64%
Makkah Al Mukaramah	9	11.69%
Al Taif	3	3.90%
Al Madinah Al Monawarah	3	3.90%
Tabout	3	3.90%
Abha	2	2.60%
Al Riaydh	2	2.60%

Al Gamoom	1	1.30%
Dammam	1	1.30%
Eastern	1	1.30%
Al Girayat	1	1.30%
Al Namas	1	1.30%
Jazzan	1	1.30%
Total	77	100.00%

Table (68)

Administrative Cases as per classification, Makkah Al Mukaramah Branch

Classification	Number	Percentage
Objection to decision	15	19.48%
Arbitrary termination	11	14.29%
Bad customer service	8	10.39%
Administration and financial entitlements	7	9.09%
Application to transfer	6	7.79%
Aggression on properties	4	5.19%
Judgment exemption claim	4	5.19%
Compensation demand	4	5.19%
Lengthy procedures duration	3	3.90%
Revision application	3	3.90%
Job status amendment	3	3.90%
Attack and assault from some administration bodies	2	2.60%
Medical mistakes	2	2.60%

Unemployment	2	2.60%
Arbitrary termination	1	1.30%
Deportation application	1	1.30%
Arbitrary transfer	1	1.30%
Total	77	100.00%

Table (69)

Administrative Cases as per addressed party , Makkah Al Mukaramah Branch

Addressed party	Number	Percentage
Ministry of Education	15	19.48%
Municipalities	12	15.58%
Passports	6	7.79%
Police	6	7.79%
Ministry of High Education	5	6.49%
Governors (Amarah)	3	3.90%
Civil Rights	3	3.90%
Ministry of Water & Electricity	3	3.90%
Ministry of Civil Services	3	3.90%
Ministry of Health	2	2.60%
Saudi Arabian Monetary Agency	2	2.60%
Government Hospitals	2	2.60%
National Guard	2	2.60%
Ministry of Labor & Social Affairs	2	2.60%
Ministry of Transportation	2	2.60%

Saudi Airways	2	2.60%
Administrative Investigates	1	1.30%
Bank of Real Estate	1	1.30%
Aramco Co.	1	1.30%
Ministry of Endowments & Islamic Affairs	1	1.30%
Ministry of Information	1	1.30%
Ministry of Commerce	1	1.30%
Ministry of Justice	1	1.30%
Total	77	100.00%

Table (70)
Prisoners Cases as per Gender, Makkah Al Mukaramah Branch

Gender	Number	Percentage
Male	43	81.13%
Female	10	18.87%
Total	53	100.00%

Table (71)
Prisoners Cases as per Nationality, Makkah Al Mukaramah Branch

Nationality	Number	Percentage
Saudis	38	71.70%
Syrian	2	3.77%
Egyptians	2	3.77%
Yemeni	2	3.77%

Jordanian	1	1.89%
Ethiopian	1	1.89%
Burma	1	1.89%
British	1	1.89%
Turkistan	1	1.89%
Sudanese	1	1.89%
Somalia	1	1.89%
Palestinian	1	1.89%
Lebanese	1	1.89%
Total	53	100.00%

Table (72)
Prisoners cases as per city, Makkah Al Mukaramah Branch

City	Number	Percentage
Jeddah	40	75.47%
Makkah Al Mukaramah	4	7.55%
Al Madina Al Munawarah	3	5.66%
Tabouk	1	1.89%
Dammam	1	1.89%
Al Taif	1	1.89%
Hafr Al Batin	1	1.89%
Khamis Mushait	1	1.89%
Yanbu	1	1.89%
Total	53	100.00%

Table (73)
Prisoners Cases as per classification, Makkah Al Mukaramah Branch

Classification	Number	Percentage
Release demand	37	69.81%
Complaint of non trial	7	13.21%
application for exemption from the remaining judgment duration	5	9.43%
Objection on prisoner deportation	2	3.77%
Bad treatment assault and violation of regulations inside prison	1	1.89%
Deportation application	1	1.89%
Total	53	100.00%

Table (74)
Prisoners cases as per addressed party, Makkah Al Mukaramah Branch

Addressed party	Number	Percentage
General Directorate of Jails	45	84.91%
Passports	3	5.66%
Public Investigations	3	5.66%
Police	1	1.89%
Drugs Control	1	1.89%
Total	53	100.00%

Table (75)
Laborers Cases as per Gender, Makkah Al Mukaramah Branch

Gender	Number	Percentage
Male	26	86.67%
Female	4	13.33%
Total	30	100.00

Table (76)
Laborer Cases as per nationality, Makkah Al Mukaramah Branch

Nationality	Number	Percentage
Saudis	9	30.00%
Egyptians	9	30.00%
Pakistani	3	10.00%
Morocco	2	6.67%
British	1	3.33%
Jordanian	1	3.33%
Bangladeshi	1	3.33%
Sudanese	1	3.33%
Somalia	1	3.33%
Indian	1	3.33%
Yemeni	1	3.33%
Total	30	100.00%

Table (77)
Laborer Cases as per city, Makkah Al Mukaramah Branch

City	Number	Percentage
Jeddah	26	86.67%
Al Riyadh	2	6.67%
Al Baha	1	3.33%
Makkah Al Mukaramah	1	3.33%
Total	30	100.00%

Table (78)
Laborer Tables as per Classification, Makkah Al Mukaramah Branch

Classification	Number	Percentage
Laborer demand for his financial rights	15	50.00%
Arbitrary termination	7	23.33%
Sponsorship transfer application	3	10.00%
Psychological violence on laborer	3	10.00%
Application for return to work	2	6.67%
Total	30	100.00%

Table (79)
Laborer cases as per offending party, Makkah Al Mukaramah Branch

Offending party	Number	Percentage
Sponsors	19	63.33%
Saudi Banks	5	16.67%
National Companies	5	16.67%
National Schools	1	3.33%
Total	30	100.00%

Table (80)
Family violence cases as per Gender, Makkah Al Mukaramah Branch

Gender	Number	Percentage
Female	24	92.31%
Male	2	7.69%
Total	26	100.00%

Table (81)
Family violence Cases as per nationality, Makkah Al Mukaramah Branch

Nationality	Number	Percentage
Saudis	24	92.31%
Sudanese	1	3.85%
Palestinian	1	3.85%
Total	26	100.00%

Table (82)
Family violence cases as per city, Makkah Al Mukaramah Branch

City	Number	Percentage
Jeddah	26	100.00%
Total	26	100.00%

Table (83)
Family violence as per classification, Makkah Al Mukaramah Branch

Classification	Number	Percentage
Psychical & psychological violence	17	65.38%
Molestation	3	11.54%
Prevention from marriage	2	7.69%
Violence resulting from addiction	2	7.69%
Accusation & Slander	1	3.85%
Residence request	1	3.85%
Total	26	100.00%

Table (84)
Family violence cases as per Offending Body, Makkah Al Mukaramah Branch

Offending Body	Number	Percentage
Fathers	7	26.92%
Husbands	6	23.08%
Divorces	6	23.08%
Brothers	3	11.54%
Uncles	2	7.69%
Stepmothers	1	3.85%
Individuals	1	3.85%
Total	26	100.00%

Table (85)
Personnel Affairs cases as per Gender, Makkah Al Mukaramah Branch

Gender	Number	Percentage
Female	23	92.00%
Male	2	8.00%
Total	25	100.00%

Table (86)
Personnel Affairs cases as per nationality, Makkah Al Mukaramah Branch

Nationality	Number	Percentage
Saudis	20	80.00%
British	1	4.00%
Algerian	1	4.00%
Sudanese	1	4.00%
Lebanese	1	4.00%
Yemeni	1	4.00%
Total	25	100.00%

Table (87)
Personnel Affairs cases as per city, Makkah Al Mukaramah Branch

City	Number	Percentage
Jeddah	22	88.00%
Al Riyadh	1	4.00%
Al Madinah Al Munawarah	1	4.00%
Makkah Al Mukaramah	1	4.00%
Total	25	100.00%

Table (88)
Personnel Affairs cases as per classification, Makkah Al Mukaramah Branch

Classification	Number	Percentage
Prevention from seeing children	9	36.00%
Alimony	5	20.00%
Prevention from inheritance	4	16.00%
Suspension & desertion	2	8.00%
Divorce	2	8.00%
Removal of guardianship	2	8.00%
Nursing	1	4.00%
Total	25	100.00%

Table (89)
Personnel Affairs cases as per Offending Body, Makkah Al Mukaramah Branch

Offending Body	Number	Percentage
Husbands	8	32.00%
Divorces	6	24.00%
Brothers	5	20.00%
Fathers	2	16.00%
Uncles	1	4.00%
Wives	1	4.00%
Total	25	100.00%

Table (90)
Civil Affairs cases as per Gender, Makkah Al Mukaramah Branch

Gender	Number	Percentage
Male	13	61.90%
Female	8	38.10%
Total	21	100.00%

Table (91)
Civil Affairs cases as per nationality, Makkah Al Mukaramah Branch

Nationality	Number	Percentage
Saudis	7	33.33%
Pakistani	2	9.52%
Bangladeshi	2	9.52%
Ethiopian	1	4.76%
Tunisian	1	4.76%

Iraqi	1	4.76%
Somalia	1	4.76%
Egyptian	1	4.76%
Without	1	4.76%
Unknown	4	19.05%
Total	21	100.00%

Table (92)
Civil Affairs cases as per city, Makkah Al Mukaramah Branch

City	Number	Percentage
Jeddah	13	61.90%
Makkah Al Mukaramah	5	23.81%
Al Baha	1	4.76%
Al Taif	1	4.76%
Jazzan	1	4.76%
Total	21	100.00%

Table (93)
Civil Affairs cases as per classification, Makkah Al Mukaramah Branch

Classification	Number	Percentage
Identification documents	12	57.14%
Nationality application	9	42.86%
Total	21	100.00%

Table (94)
Civil Affairs as per offending party , Makkah Al Mukaramah Branch

Offending party	Number	Percentage
Civil Affairs	13	61.90%
Passports	3	14.29%
Fathers	3	14.29%
Husbands	1	4.76%
Divorces	1	4.76%
Total	21	100.00%

Table (95)
Juridical cases as per Gender , Makkah Al Mukaramah Branch

Gender	Number	Percentage
Male	20	76.92%
Female	6	23.08%
Total	26	100.00%

Table (96)
Juridical cases as per nationality, Makkah Al Mukaramah Branch

Nationality	Number	Percentage
Saudis	21	80.77%
Pakistani	1	3.85
Turkish	1	3.85
Somalia	1	3.85
Lebanese	1	3.85
Egyptian	1	3.85
Total	26	100.00%

Table (97)
Juridical cases as per city, Makkah Al Mukaramah Branch

City	Number	Percentage
Jeddah	20	76.92%
Makkah Al Mukaramah	2	7.69%
Al Baha	2	7.69%
Al Madinah Al Munawarah	1	3.86%
Yanbu	1	3.85%
Total	26	100.00%

Table (98)
Juridical cases as per classification, Makkah Al Mukaramah Branch

Classification	Number	Percentage
Objection to judgment	16	61.54%
Lengthy procedures duration	5	19.23%
Bad treatment from the judge	2	7.69%
Review application	2	7.69%
Compensation application	1	3.85%
Total	26	100.00%

Table (99)
Juridical cases as per offending party , Makkah Al Mukaramah Branch

Offending party	Number	Percentage
Juridical	24	92.31%
Judges	2	7.69%
Total	26	100.00%

Table (100)
"Others" cases as per Gender, Makkah Al Mukaramah Branch

Gender	Number	Percentage
Male	45	65.22%
Female	24	34.78%
Total	69	100.00%

Table (101)
"Other" cases as per nationality, Makkah Al Mukaramah Branch

Nationality	Number	Percentage
Saudis	62	89.86%
Yemeni	4	5.80%
Egyptian	2	2.90%
Bangladeshi	1	1.45%
Total	69	100.00%

Table (102)
"Other" cases as per city, Makkah Al Mukaramah Branch

City	Number	Percentage
Jeddah	51	73.91%
Makkah Al Mukaramah	6	8.70%
Al Taif	4	5.80%
Al Gonfoza	2	2.90%

Dammam	2	2.90%
Al Madinah Al	2	2.90%
Al Baha	1	1.45%
Khamis Mushait	1	1.45%
Total	69	100.00%

Table (103)
"Others" cases as per classification, Makkah Al Mukaramah Branch

Classification	Number	Percentage
Disputes between individuals and companies	44	63.77%
Financial assistance	13	18.84%
Demand to adopt some suggestions	7	10.14%
Providing legal and Sharia consultations	5	7.25%
Total	69	100.00%

Table (104)
"Others" cases as per offending party, Makkah Al Mukaramah Branch

Offending party	Number	Percentage
Personals	37	53.62%
National Companies	8	11.59%
Saudi Banks	1	1.45%
National Hospitals	1	1.45%
Not Available	22	31.88%
Total	69	100.00%

Chapter (4)

**Total correspondence issued by the National Society for
Human Rights and relevant responses
1425H (2004)**

Table (105)
Correspondence of the Society in Riyadh Region for 1425H/2004

	Addressed party	Number of letters	Number of Responses	percentage of Letters	Responses percentage
	Council of Ministers Divan	1	0	1.30%	0.00%
Ministries	Ministry of Commerce	1	0	1.30%	0.00%
	Ministry of Education	1	3	1.30%	300.00%
	Ministry of High Education	1	2	1.30%	200.00%
	Ministry of Interior	28	19	36.36%	67.86%
	Ministry of Interior for Civil Affairs	1	0	1.30%	0.00%
	Ministry of Municipality and Rural Affairs	1	0	1.30%	0.00%
	Ministry of Endowment & Islamic Culture	1	1	1.30%	100.00%
	Ministry of Health	4	2	5.19%	50.00%
	Ministry of Justice	4	0	5.19%	0.00%
	Ministry of Labor	1	2	1.30%	200.00%
Corporations	Investigation & Public Allegation Corporation	4	5	5.19%	125.00%
	Saudi Council for Medical Specialists	1	0	1.30%	0.00%
Governorates (Imarah)	Al Jouf Governor (Imarah)	2	0	2.60%	0.00%
	Riyadh Governor (Imarah)	5	1	6.49%	20.00%
	Eastern Province Governorate (Imarah)	2	0	2.60%	0.00%
	Makkah Governorate (Imarah)	1	0	1.30%	0.00%
	Najran Governorate (Imarah)	1	0	1.30%	0.00%
Provinces Governors	Khmis Mushait Governor	1	0	1.30%	0.00%
Embassies	Embassies	4	0	5.19%	0.00%
Committees	Central Committee for I.D. Cards	1	0	1.30%	0.00%
	Identification Cards Committee	1	0	1.30%	0.00%
Agencies	Saudi Monetary Agency	1	0	1.30%	0.00%

	General Organization for Technical Training & Vocational Education	1	0	1.30%	0.00%
Organizations	Egyptian Society for Human Rights	1	3	1.30%	300.00%
Information	Saudi News Agency	1	0	1.30%	0.00%
	Jails	4	2	5.19%	50.00%
Others	United Nation Development Program	1	0	1.30%	0.00%
	Ministry of Justice in Cairo	1	0	1.30%	0.00%
	Total	77	40	100%	51.95%

Table (106)
Correspondence of the Society in Makkah Al Mukaramah Branch for 1425H/2004

	Addressed Party	Number of letters	Numbers of Responses	Percentage of letters	Percentage of responses
Ministries	Ministry of Interior	4	0	14.29%	0.00%
	Ministry of Health	2	1	7.14%	50.00%
	Ministry of Municipality and Rural	2	0	7.14%	0.00%
	Ministry of Social Affairs	1	0	3.57%	0.00%
	Ministry of Information & Culture	2	1	7.14%	50.00%
	Ministry of Education	2	0	7.14%	0.00%
Agencies	Investigation & Public Allegation Corporation	6	0	21.43%	0.00%
Governorates	Makkah Al Mukaramah Governorate (Imarah)	3	0	10.71%	0.00%
	Other Bodies	6	0	21.43%	0.00%
	Total	28	2	100.00%	7.14%